

# Village of Indiantown

Where Great Things Grow



B i - M o n t h l y R e p o r t a n d U p d a t e :  
S a t u r d a y , A u g u s t 2 1 , 2 0 2 1

**To:** Honorable Mayor & Members of the Village Council

**Thru:** Howard W. Brown, Jr., Village Manager

**From:** Daniel W. Eick, Management Analyst/PIO *D. W. E*

**CC:** Village Staff

**Date:** August 19, 2021

In the interest of keeping the public informed of administrative matters on a regular basis, I am providing this report for your review and consideration:

## Administration

-On Wednesday, August 18, Pike, an FPL contractor, broke a water main behind South State Bank. There were a total of eight or nine businesses affected. The water main break was fixed shortly thereafter. The Village issued a boil water advisory to those affected businesses. On Friday, August 20, 2021, the boil water advisory was lifted after we were notified that the water after being tested from our certified lab, that the samples are free from contamination. The water and sewer personnel and the utility billing clerks responded promptly with handling and notifying the affected parties and should be commended for a job well done.

-As a reminder, I will be out of the office on Wednesday, August 25th all day. During my absence, Susan Owens, the Village Clerk will be in charge for the day. I plan on being at work the following day.

## Village Manager's Office

### Village Schedule

A schedule of upcoming events is included below:

- The month's Special Magistrate Hearing is scheduled for Tuesday, August 24, at 10:00 AM. The meeting will be held in the Village Council Chambers.
- The Village's Selection Meeting for Request for Proposals (RFP) 2021-002 regarding the Booker Park Roadway Improvement Project is scheduled for Wednesday, August 24, at 10:30 AM. The meeting will be held in Meeting Room A at Village Hall.
- The second Budget Workshop of 2021 is scheduled for Thursday, August 26, at 6:30 PM alongside the Village's first Regular Workshop. The meeting will be held in a hybrid format utilizing the Village's Council chambers and Zoom.

Members of the public are encouraged to attend meetings. For a closer look at upcoming events, or for further information on meetings and attendance, please click on the image to the right or contact the Deputy Village Clerk at [dhamburger@indiantownfl.gov](mailto:dhamburger@indiantownfl.gov).



### Important Information

On Friday, August 13, the Florida Department of Health (FDOH) in Martin County delivered a short presentation on the state of COVID throughout Florida. The presentation received by staff is attached below alongside a data sheet further detailing current numbers as of one (1) week ago. Further information will be provided when available.

On Wednesday, August 18, Village Manager Howard Brown sent out notice to Council of a request for sponsorship from the Indiantown Chamber. The Sponsorship is regarding the annual Indiantown Rodeo and the original correspondence received by staff is attached for review.



Martin County currently has several free COVID-19 Vaccine events scheduled throughout the area. Their latest initiative is working in partnership with the Florida Department of Emergency Management (FDEM) to bring assistance to school locations. The original press release received by staff is attached below.

Finally, Martin County Fire Chief, Chad Cianculi, and Assistant Fire Chief, Kevin Parks, are scheduled to introduce themselves to Council during the Regular Workshop scheduled for Thursday, September 23, at 6:30 PM. Chief Cianculi also intends to introduce key staff.

## Village Clerk's Office

### Human Resources Updates

Several updates regarding ongoing hiring processes within the Village can be found below. If you have questions or concerns, please contact the Assistant to the Village Clerk, Jennifer Norris, at [jnorris@indiantownfl.gov](mailto:jnorris@indiantownfl.gov).

The Village is currently conducting interviews for three (3) job openings. These positions include:

- Public Works & Utilities Director
- Utilities Manager
- Financial Services Director



Additionally, a conditional offer of employment has been offered to a candidate for the Economic Development Specialist position. That individual is currently moving through the background check process. Further information will be provided shortly on this opportunity.

### Procurement Updates

The Village Clerk's Office recently released a Request for Qualifications (RFQ), No. 2021-001, for Architectural and Engineering Services for the Village Hall Construction Project. The initial RFQ was released on Thursday, August 6, and all responses are due by Tuesday, September 7, at 10:00 AM.

Please note, all bids must be made to the Village through the DemandStar platform. Bids made outside of DemandStar will not be accepted. For more information visit [www.demandstar.com](http://www.demandstar.com) or contact the Village Clerk's Office at [dhamburger@indiantownfl.gov](mailto:dhamburger@indiantownfl.gov) with questions.

## Community and Economic Development Department

The most recent monthly Report provided by Community and Economic Development Director, Althea Jefferson, is attached to this document for review.

### Code Compliance Division

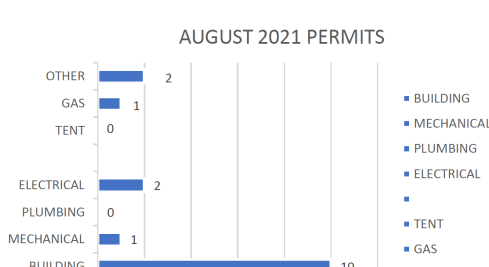
The Code Compliance Division would like to note it has currently recorded \$3,600 in outstanding administrative fees owed to the Village. This outstanding balance results from the case preparation process where an administrative fee of \$150 is levied against every case presented before the Special Magistrate. Further information will be provided on this issue when available.

### Economic Development Division

The Business Services Division would like to report that retail recruitment is ongoing throughout the Village. The Retail Coach is in contact with their first twenty-five (25) retail targets. A progress summary is included below in the attached Economic Development Report.

### Building Services Division

The Building Services Division is currently reviewing and updating their checklists and standard operating procedures to comply with new Florida Statutes. Once these updates are completed, staff will be trained in the new procedures to maintain continuity with Florida State law.



### Planning and Zoning Division

The Planning and Development Division would like to report that two (2) new active applications were received during the last reporting period. The first of these projects is known as Seminole Junction. The second is a Petition for Re-Zoning within the Village. Further information on these projects can be found in the attached CED Department Report.

## Financial Services Department

Departmental staff is working to develop and prepare the FY 2021-2022 budget for the upcoming fiscal year. As such, regular updates will be provided to Council as the process continues into September 2021. As of now, the Village has two (2) Budget Workshops remaining:

- Thursday, August 26 at 6:30 PM, at Village Hall in the Council's Chambers.
- Wednesday, September 1 at 6:30 PM, at Village Hall in the Council's Chambers.

Additionally, the most recent monthly Report provided by Grants Writer and Administrator, Tracy Bryant, is attached to this document for review alongside several grant acceptance letters.

## Parks and Recreation Department

Departmental staff is working with members of the public, the Indiantown Chamber of Commerce, and the Indiantown Village Council to coordinate Holiday events throughout the next several months. Specifically, a focus on the annual Christmas Parade and the following event at Post Family Park are in planning. Further information will be provided on this event when available.

## Public Works and Engineering Department

The Village's Public Works Director, William Archebelle, has several items to highlight. If you have questions, concerns, or wish to report a public works related issue, please contact [publicworks@indiantownfl.gov](mailto:publicworks@indiantownfl.gov).

- The Village Public Works Department continues to coordinate with consultant's and contractors to develop growth projections, manage Water & Wastewater Plant upgrades, and pursue grant funding for uptown drainage and wastewater collection system improvements.
- PRP Construction recently completed emergency drainage repairs at Palm Beach Road and the Rolling Canal. Once repairs have been given a chance to settle, Sod will be installed. This install is predicted to occur within the next two (2) weeks.
- Finally, staff is planning to evaluate improvement bid applications for the Booker Park Roadway and Stormwater Drainage Improvement Project next Monday. Once review is complete, a recommendation will be generated and delivered to the Florida Department of Transportation (FDOT).

## Water + Wastewater Utilities Department

Departmental staff is happy to report one of our technicians, Jaime Andres, has acquired his Florida State Class C Wastewater License from the Florida Department of Environmental Protection (FDEM). As of Wednesday, August 11, Mr. Andres now has both his Water and Wastewater Licenses. We applaud him advancing his knowledge and his outstanding dedication to the Utility Industry.

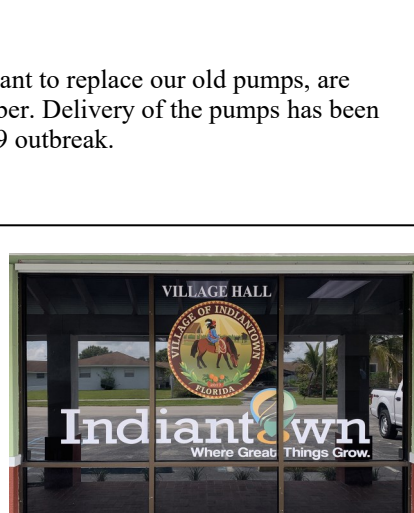
Utilities Manager, Jim Hewitt, is pleased to note both new departmental employees are scheduled to train for their Water & Wastewater Distribution Exams during the next six months.

Departmental Staff will be working to install Radio Read Meters throughout the next few weeks. Meters will be installed in the northwest quadrant of the Village between 150<sup>th</sup>, 151<sup>st</sup>, Osceola St., and 153<sup>rd</sup>, to the west of Adams Ave. Staff will need to access the rear alley of resident's homes to install. If you have questions or concerns, please contact [utilitybilling@indiantownfl.gov](mailto:utilitybilling@indiantownfl.gov) or call 772-597-2121.

Finally, the previously purchased High Service Pumps, meant to replace our old pumps, are currently scheduled to arrive in the Village in mid-September. Delivery of the pumps has been delayed due to part shortages resulting from the COVID-19 outbreak.

## Village of Indiantown

Village Hall: Mailing Address:  
15516 SW Osceola Street, PO Box 398  
Indiantown, FL 34956 Indiantown, FL 34956



Digital copies of this, and previous, Manager Reports can be found by [clicking here](#).

To sign up for e-notices and alerts from the Village via Constant Contact please [click here](#).

Questions or comments? E-mail us at [villagehall@indiantownfl.gov](mailto:villagehall@indiantownfl.gov) or call 772-597-9900

# Community & Economic Development Department

## Bi-Monthly Report

### August 19, 2021

#### Planning & Zoning Development Review Services

PROJECT NAME: Parkview Apartments				
Application Type	Applicant	Location	Request	Status
Major Site Plan Approval	Atway and Sehayik	06-40-39-001-005-00080-2	A proposed two-story 36 unit multifamily live/work apartment building located on 1.08 acres on the corner of SW Adams and SW 153 <sup>rd</sup> .	DRC meeting was held on January 22, 2021. Re-submittal was received on May 26, 2021.
PROJECT NAME: Indiantown DRI PUD/ Terra Lago				
Application Type	Applicant	Location	Request	Status
Pre-Application Meeting Request to discuss a potential Master Site Plan modification and amendments to the DRI and PUD Agreements	Warfield Investments, LLC	31-39-39-000-000-00019-0 32-39-39-000-000-00020-5 06-40-39-000-000-00010-9 06-40-39-003-002-00260-9	Master site plan approval for approximately 805 acre DRI/PUD (2,488 residential units; 100,000 square feet of commercial space); and, Major site plan approval for Phase 1a (228 single family units; 174 townhomes) of the PUD.	A pre-application meeting has been held. Submittal and mini DRC was held on June 22, 2021. Re-submittal was received on June 29, 2021. DRC meeting was held on August 12, 2021.
PROJECT NAME: Seminole Junction				
Application Type	Applicant	Location	Request	Status
Major Site Plan Application	Gino Francovilla	17000 SW Railroad Avenue	Minor Site Plan Approval for a mixed-use development consisting of 20 residential units and 8 live/work units.	A pre-application meeting has been held. Staff has received submittal package on 8/18/2021 and it is currently in review.
PROJECT NAME: River Oak				
Application Type	Applicant	Location	Request	Status
Pre-Application Meeting Request to discuss a potential Major Site Plan development	Ecoventures Capital Fund, LLC	08-40-39-000-000-00190-7; part of 07-40-39-000-000-00011-0 (South of Warfield Blvd., between Farnel Blvd. and Fernwood Forest Road.)	Major Site Plan development approval for a residential rental community consisting of 153 single-family homes.	A pre-application meeting has been held. The major site plan application was received and found to be incomplete. The applicant will be resubmitting a completed application after all required forms and plans.
PROJECT NAME: Barrera				
Application Type	Applicant	Location	Request	Status
Minor Site Plan Application	Albert Barrera	36-39-38-000-000-00000-0	Minor Site Plan Approval to for outdoor equipment storage.	Application for Minor Administrative Development has been approved with conditions.
PROJECT NAME: Citrus Residential				
Application Type	Applicant	Location	Request	Status
Pre-Application Request to discuss a potential Minor Site Plan Development	Jesus Rodriguez	04-40-39-000-000-00120-1	Minor Site Plan Approval consisting of 11 single family homes each on 0.5 acres on an existing lot of 6.3 acres.	A pre-application meeting has been held. Staff is awaiting a formal application submittal for the development.
PROJECT NAME: Indiantown Go Kart				
Application Type	Applicant	Location	Request	Status
Major Site Plan Approval	CSV Palm Beach, Inc.	06-40-39-001004-00010-0	Major Site Plan Approval for a new Go-Kart track with 3,170 square foot shop/ office.	DRC meeting was held on 6/8/2021. Applicant is preparing a resubmittal.
PROJECT NAME: Grindhard Ammunition				
Application Type	Applicant	Location	Request	Status
Pre-Application Request to discuss a potential Major Site Plan Development	Austin Weiss	35-39-38-000-000-00030-8	Major Site Plan Approval for a new manufacturing ammunition facility that will be 20,000 square feet, with a 160 square feet accessory storage facility.	Pre-application meeting was held on 7/6/2021. Applicant is preparing for Major Site Plan application, and a Special Exception application for an outdoor firing range.
PROJECT NAME: RCC Construction				
Application Type	Applicant	Location	Request	Status
Pre-Application request to discuss a potential Major Site Plan Development	RCC Construction, LLC	26-39-38-002-000-00090-0, 26-39-38-002-000-00100-0, 26-39-38-002-000-00110-0, 0, 26-39-38-002-000-00120-0, 0, 26-39-38-002-000-00130-0, 0, 26-39-38-002-000-00140-0	Major Site Plan Approval for a new modular construction manufacturing facility that will be 25,000 square feet, with 5 acres dedicated to concrete casting areas.	Pre-application meeting was held on 7/28/2021. Applicant is preparing for Major Site Plan application, and a potential parking variance. Staff has determined a PUD amendment is NOT needed, and the applicant can go through a unity of title to unite the individual lots 10-14.
PROJECT NAME: Warfield Investments				
Application Type	Applicant	Location	Request	Status
Re-Zoning Application Request	Warfield Investments, LLC	06-40-39-000-000-00020-7	Re-Zoning request for a 6.58 acre parcel.	Application for Re-Zoning, currently under review.
PROJECT NAME: Indiantown Marine Center				
Application Type	Applicant	Location	Request	Status
Time Table Extension Request	Indiantown Marine Center FKA Lake Michigan Marine Facility	44-03-90-000-000-0010-0	Time Table Extension Request for a 38.12-acre Commercial Marine, Major Development.	Application for Time Table Extension, currently under review.

**PLANNING & ZONING HIGHLIGHTS**  
Please note two new active applications received during this reporting period: Seminole Junction; Petition for Re-zoning.  
The next Planning, Zoning and Appeals Board Meeting will be held on October 7, 2021 at 6:00 pm.

## Business Services

BUSINESS APPLICATIONS, CONSULTATIONS, AND OUTREACH					
Certificate of Use Applications	Itinerant Permits	Zoning Verification App.	Community/Joint/Business Development Board Meetings		Special Events
Consultations	Building Services	Business Services	Over the Phone	Planning & Zoning	Over the Phone
In Person	15	13	7	11	13

**BUSINESS SERVICES HIGHLIGHTS**  
The Village continues to review business applications for zoning compliance and certificate of use.  
The Village will be sending notices to all Indiantown Businesses to notify them to obtain a Certificate of Use.

## Economic Development - Retail Recruitment Update

Retailer/Restaurant	Status	Status Date	Feedback
7-Eleven	Contacted - Pending Feedback	6/28/2021	
ALDI	Contacted - Pending Feedback	6/28/2021	
Anytime Fitness	Not Right Now	6/30/2021	6/30/21: "Thanks for reaching out and sending these over. At this point I don't have any activity in or around Indiantown unfortunately. If that does change I will certainly reach out to you though." -Bob
Arby's	Not Interested	6/28/2021	6/28/21: "No interest. Thank you." -Michael
Checkers	Contacted - Pending Feedback	6/28/2021	
CVS	Contacted - Pending Feedback	6/28/2021	
Dairy Queen	Contacted - Pending Feedback	6/28/2021	
Domino's	Contacted - Pending Feedback	6/29/2021	
Fairfield Inn	Not Interested	6/30/2021	6/30/21: "Thank you for your inquiry and interest in Marriott, but there is not enough demand in this area for any of our hotel brands to pencil." -Tim
Hampton Inn	Need Franchisee	7/19/2021	7/19/21: "Thank you for reaching out to me. Hilton is now a 100% franchised company; therefore, any hotel development is generated by our franchisees. If you find a hotel developer interested in investing \$8 to \$10 million in a hotel in Indiantown, please send them our way." -Gary
Holiday Inn Express	Contacted - Pending Feedback	6/28/2021	
Papa John's	Not Right Now	6/30/2021	6/30/21: "Thanks for reaching out. We are not targeting this area at this time but I'm sure this will change over the next 6-12 months. Let's stay in touch." -Mark
Popeye's			
Publix	Contacted - Pending Feedback	6/30/2021	6/30/21: "I appreciate the feedback and information about the Indiantown area; however, unless you have a site that you control (owned, under contract, etc.), I cannot speak to our interest about any particular market." -John
RaceTrac	Interested - Requested Available Sites	6/29/2021	6/29/21: "Chris Klein helps us with this market, if you have any sites you're listing please send them his way to take a look at. Thanks for keeping us in mind." -Spencer
Sonic	Not Interested	6/28/2021	6/28/21: "No interest. Thank you." -Michael
Starbucks	Contacted - Pending Feedback	6/29/2021	
T-Mobile	Contacted - Pending Feedback	6/28/2021	
Taco Bell	Contacted - Pending Feedback	6/28/2021	
Tropical Smoothie Cafe	Need Franchisee	6/29/2021	6/29/21: "I am in receipt of your information on Indiantown, FL. I am the real estate manager covering Florida. Indiantown would be too small of a market for us currently. We need significant retail activity (grocery, big box, fast casual, etc.) in the trade areas we target. I also don't have an active franchisee in that part of the market as well." -Don
Walgreens	Contacted - Pending Feedback	6/28/2021	
Wawa	Contacted - Pending Feedback	6/28/2021	
Wendy's	Not Right Now	6/29/2021	6/29/21: "We have looked at Indiantown but comp performance, traffic counts and pop. just aren't at the levels we like to see." -Jerrit
Winn-Dixie	Contacted - Pending Feedback	6/28/2021	
Zaxby's	Contacted - Pending Feedback	6/28/2021	

**ECONOMIC DEVELOPMENT SERVICES HIGHLIGHTS**  
Retail recruitment continues. The Retail Coach is in contact with the first 25 retail targets.



# Department of Health

## **COVID-19 Update Martin County**



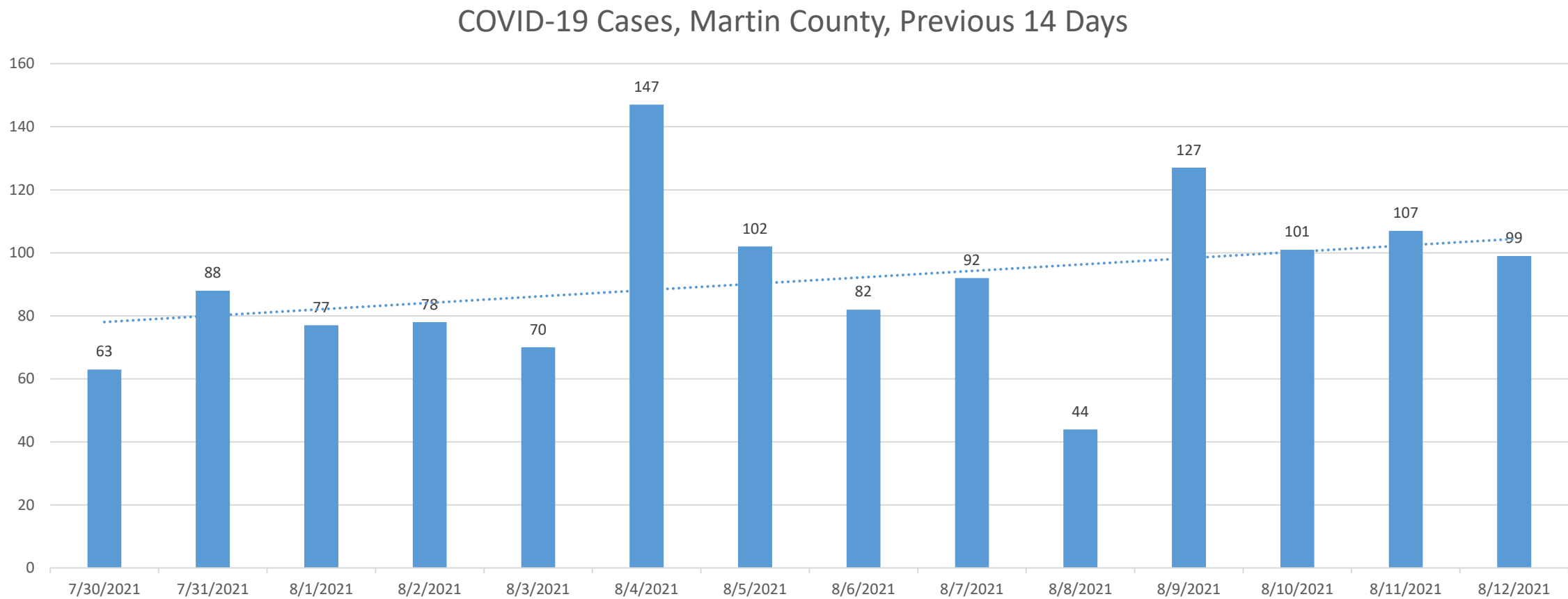
August 13, 2021

# Martin County Update

Martin - FL residents only	6-Aug	7-Aug	8-Aug	9-Aug	10-Aug	11-Aug	12-Aug
New cases by day	82	92	44	127	101	107	99
Positivity Rate	12%	17%	13%	24%	13%	19%	19%

Cumulative total cases 2020-2021	15,692
Cumulative cases for July 2021	1,755
Cumulative cases for August 2021	1,126
Cumulative deaths 2020-2021	378

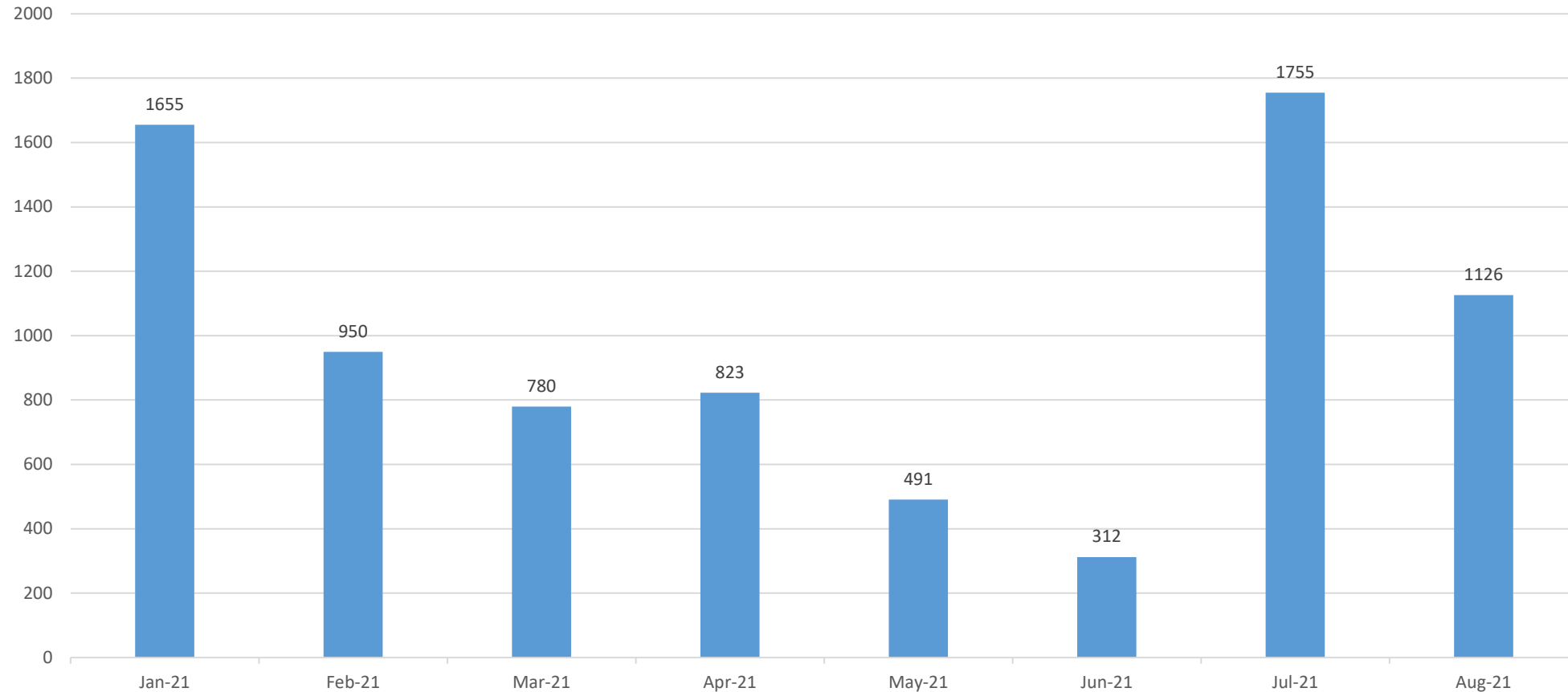
# Martin Cases, Previous 14 Days





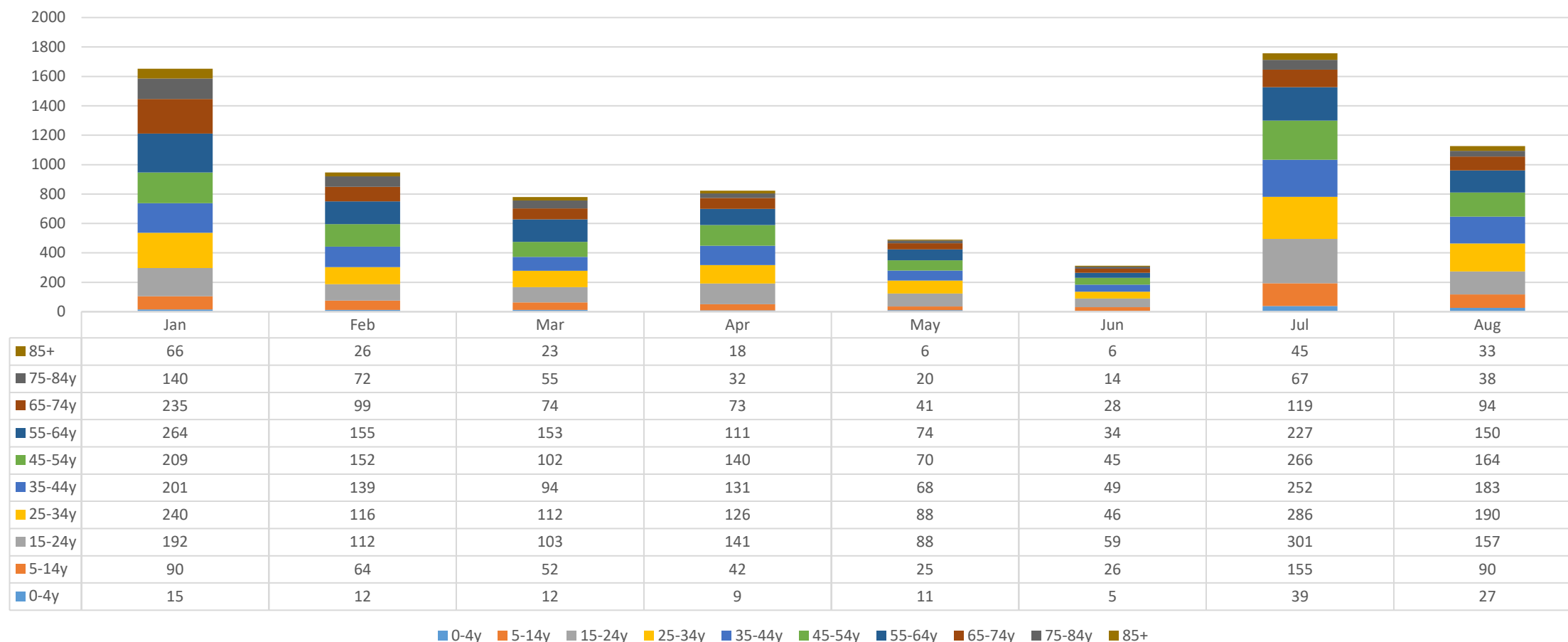
# Martin Cases by Month, 2021

COVID-19 cases by Month, Martin, 2021



# Martin Cases by Age Group, 2021

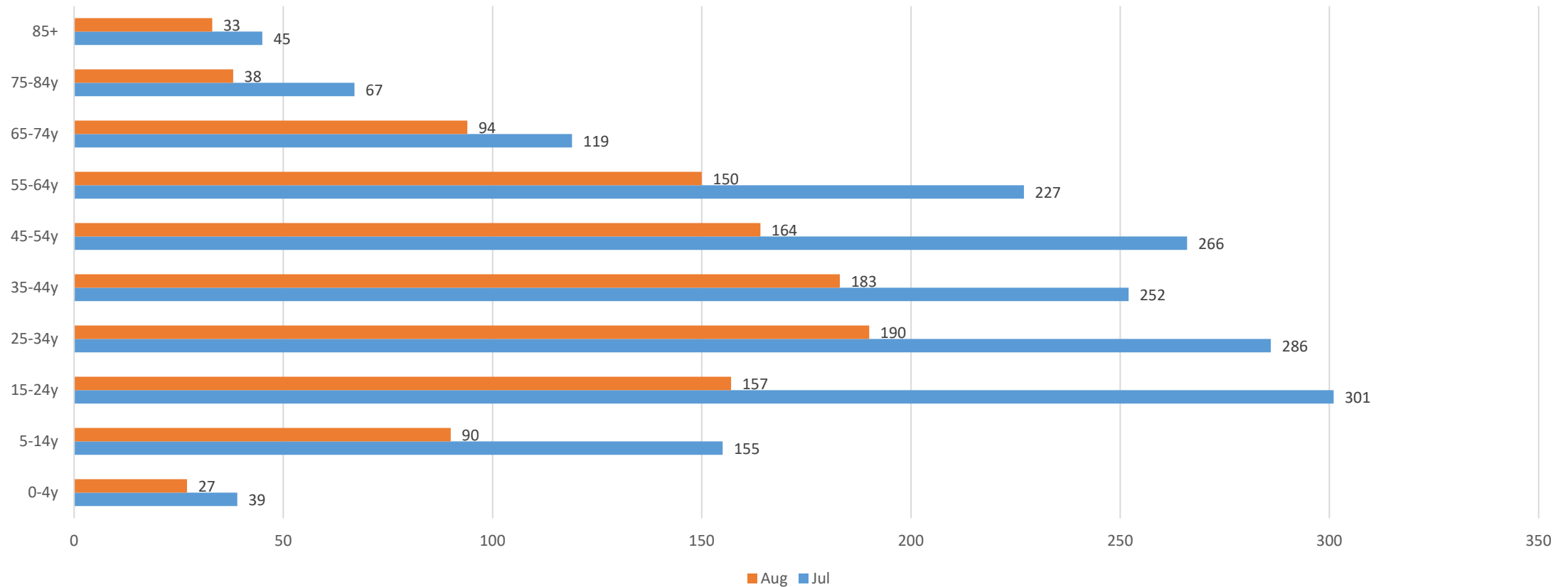
COVID-19 cases by Age Group, Martin, 2021





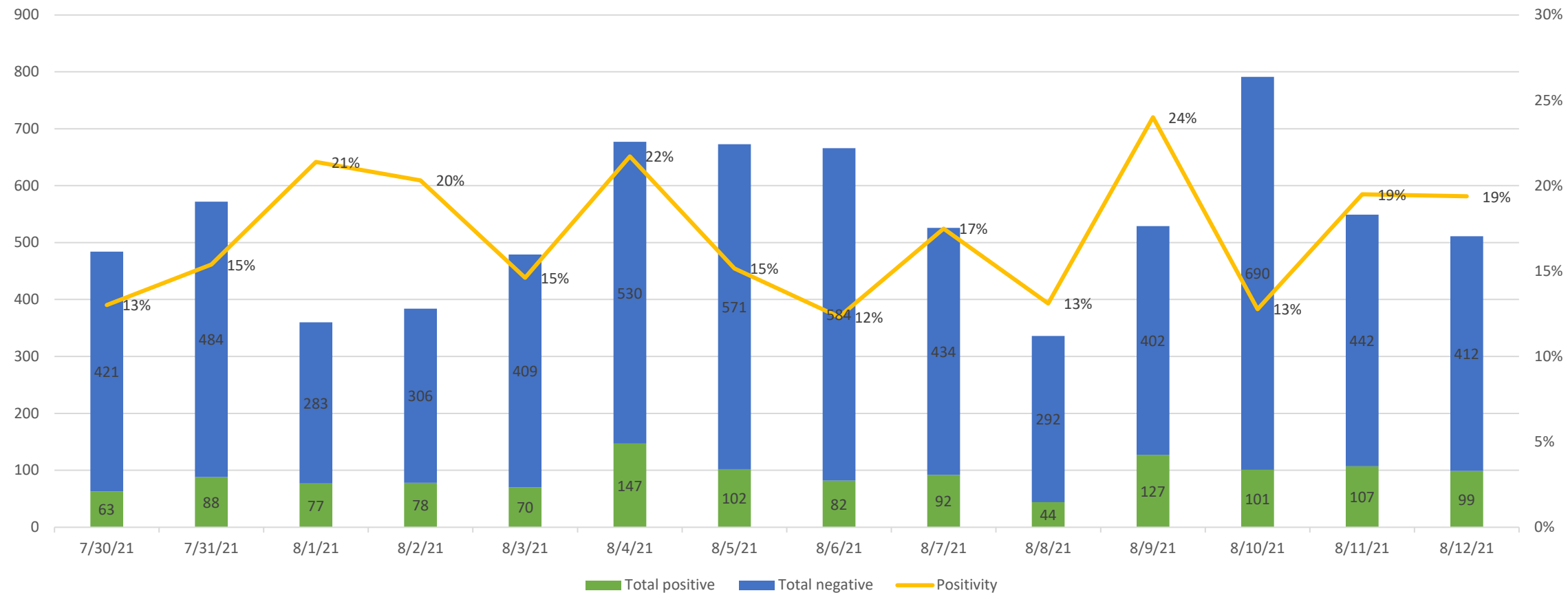
# Martin Cases by Age Group, Jul-Aug 2021

COVID-19 Cases by Age Group, Martin, Jul-Aug 2021



# Positivity Rate, Previous 14 Days

Lab results and Positivity, Martin County, Previous 14 Days



# Vaccination Rates to Date, Martin County

Age group	2021 population	First dose	Percent with first dose	Series completed	Percent with complete series	Total vaccinated	Percent vaccinated
<1	1,336	0	0%	0	0%	0	0%
1-4	5,345	0	0%	0	0%	0	0%
5-9	7,074	0	0%	0	0%	0	0%
10-11	3,094	0	0%	0	0%	0	0%
12-14	4,641	596	13%	867	19%	1,463	32%
15-19	7,595	842	11%	2,241	30%	3,083	41%
20-24	6,989	666	10%	2,143	31%	2,809	40%
25-29	7,685	603	8%	1,823	24%	2,426	32%
30-34	7,599	735	10%	2,311	30%	3,046	40%
35-39	7,638	767	10%	2,831	37%	3,598	47%
40-44	7,434	793	11%	3,220	43%	4,013	54%
45-49	8,958	858	10%	3,713	41%	4,571	51%
50-54	10,239	1,041	10%	5,098	50%	6,139	60%
55-59	12,568	1,254	10%	7,191	57%	8,445	67%
60-64	13,285	1,445	11%	8,928	67%	10,373	78%
65-69	12,434	971	8%	10,217	82%	11,188	90%
70-74	12,561	798	6%	10,211	81%	11,009	88%
75-79	10,738	724	7%	8,229	77%	8,953	83%
80-84	7,299	495	7%	5,389	74%	5,884	81%
85+	8,298	608	7%	4,986	60%	5,594	67%

# Vaccination Outreach Events & Info

Back to School Bash, New Monrovia Park 8/17, 6-7:30pm

- Port Salerno Church of God: 8/20, 3-5pm
- Becker Tree Farm : 8/20, 8am-10am
- Gertrude Walden at City of Stuart, 8/20 3-5pm
- Lahti Library Indiantown 8/21, 12-4pm
- Booker Park 3<sup>rd</sup> St Church of God Indiantown 8/28 12-3pm

## Where to Get Vaccinated:

- Health Department (by appointment)
- Local pharmacies
- Private healthcare providers

## DOH-Martin:

Monday and Thursday, by appt.  
772-221-4000, option 3

## To find a provider near you:

[www.Vaccines.gov](http://www.Vaccines.gov)

# COVID-19 Weekly Situation Report: State Overview

Previous week (August 6, 2021 - August 12, 2021)

Published August 13, 2021

All data are provisional and subject to change. Data include only Florida residents.



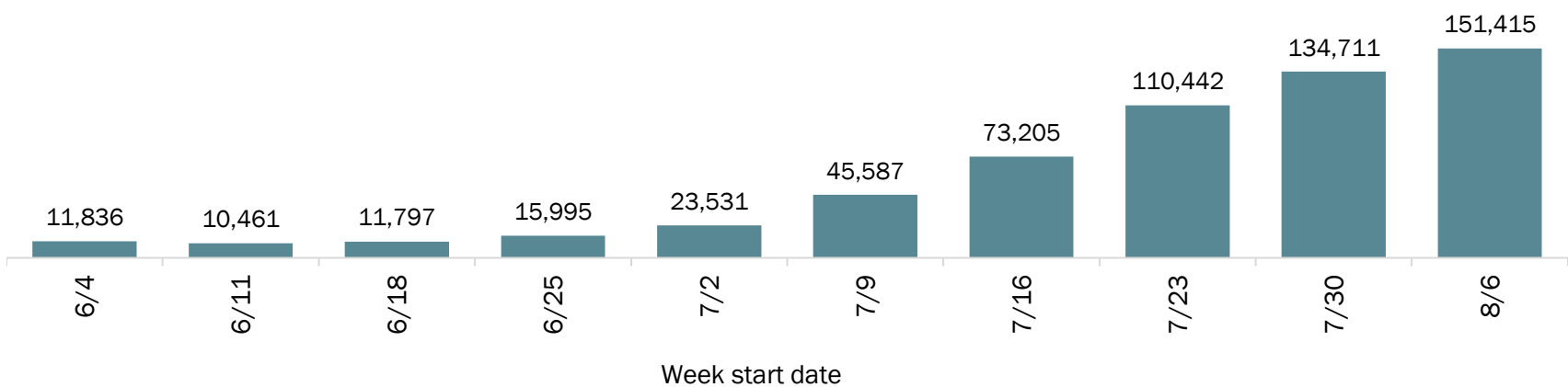
Case data	Previous week	Cumulative
Total	151,415	2,877,214
New case positivity	19.3%	19.1%
Deaths	286	40,766
See additional notes at the end of this report for information on positivity rate, deaths and vaccination status.		

Vaccine data	Previous week	Cumulative
People vaccinated	384,328	12,420,704
First dose	261,396	2,100,860
Series completed	122,932	10,319,844

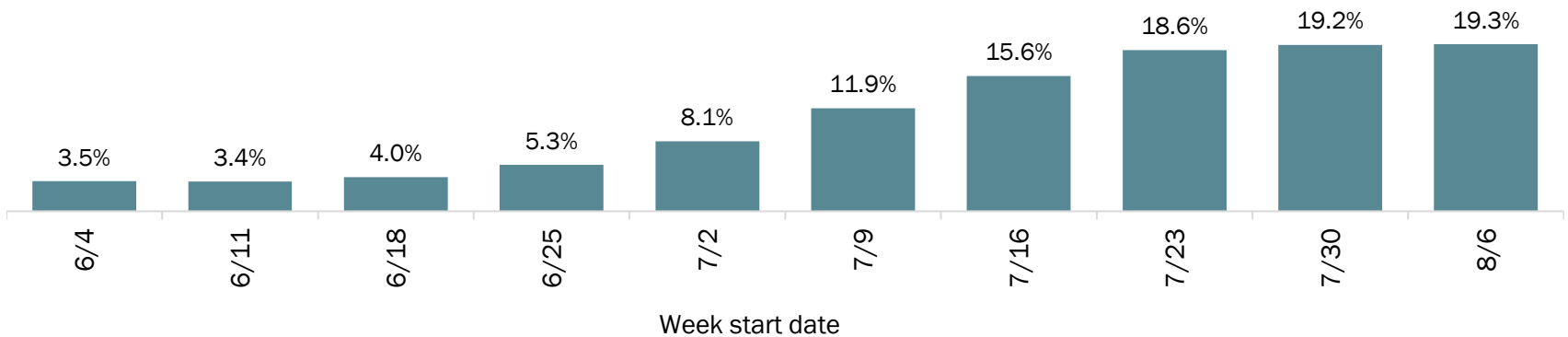
  

Vaccine age groups	Population	Vaccinated
Total	19,119,043	65%
12-19	1,972,084	44%
20-29	2,744,987	45%
30-39	2,784,698	54%
40-49	2,669,253	63%
50-59	2,925,172	71%
60-64	1,438,783	79%
65+	4,584,066	86%

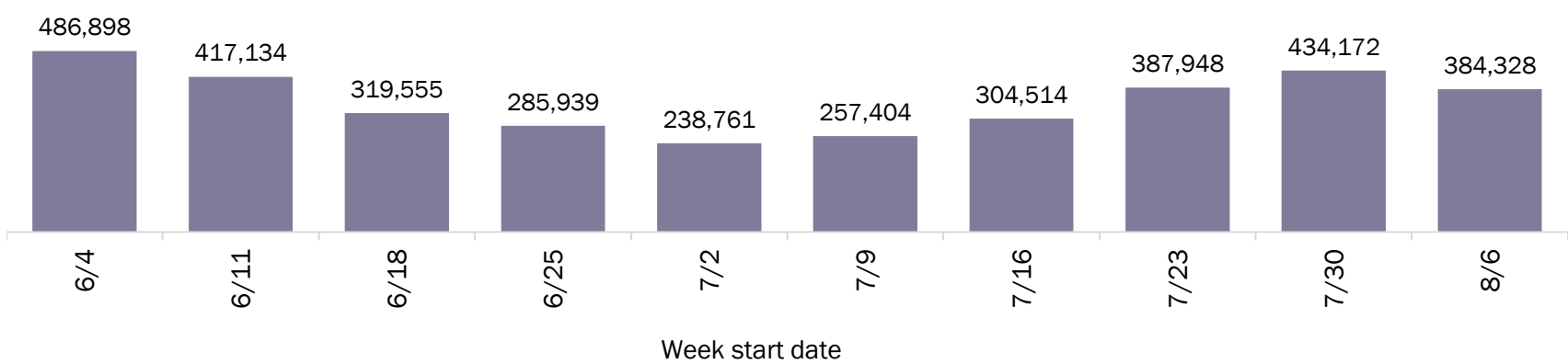
New cases for the past 10 weeks



New case positivity for the past 10 weeks



Number of doses administered in the past 10 weeks

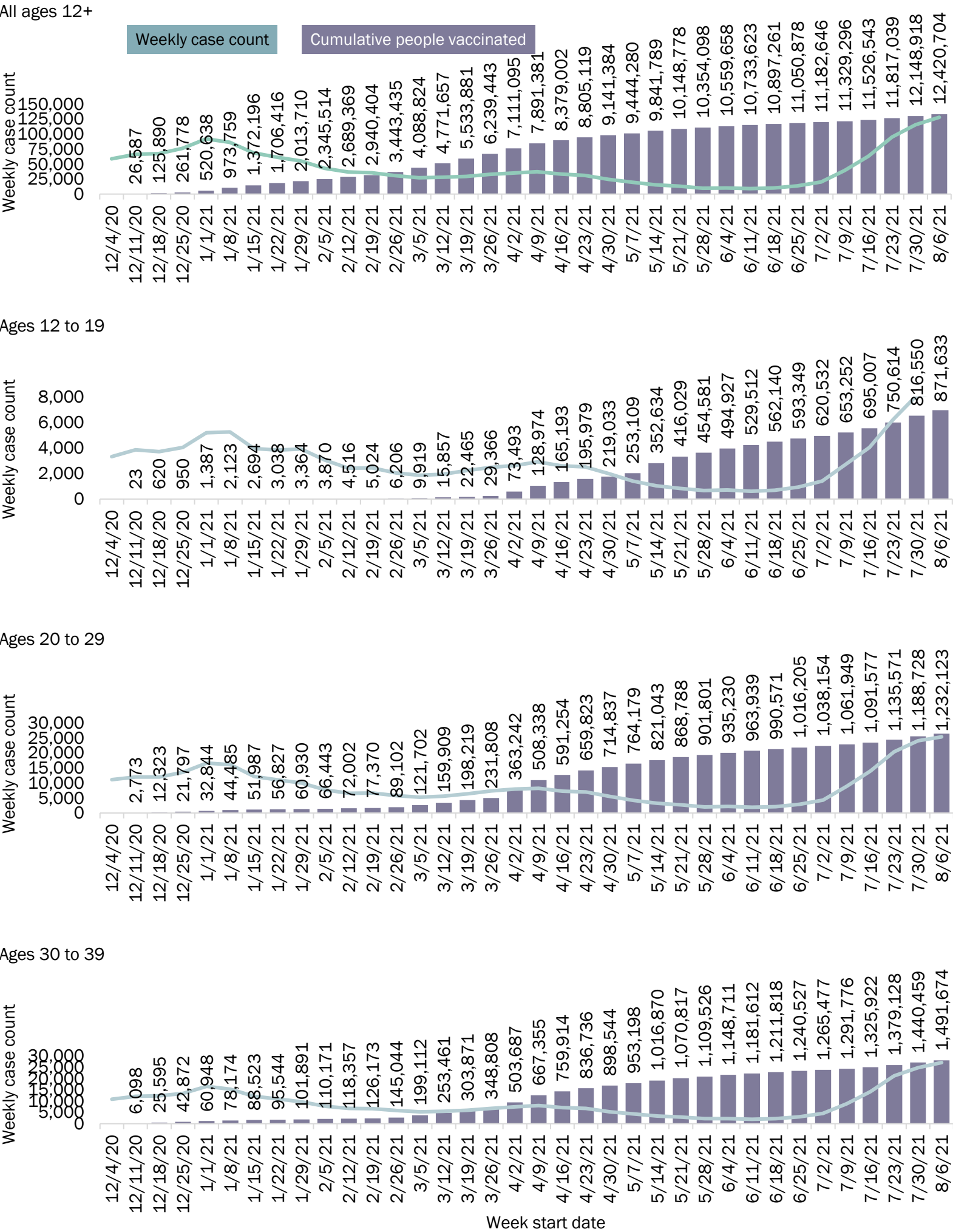


COVID-19 Weekly Situation Report: Vaccination Impact

Previous week (August 6, 2021 - August 12, 2021)



Cases and cumulative people vaccinated

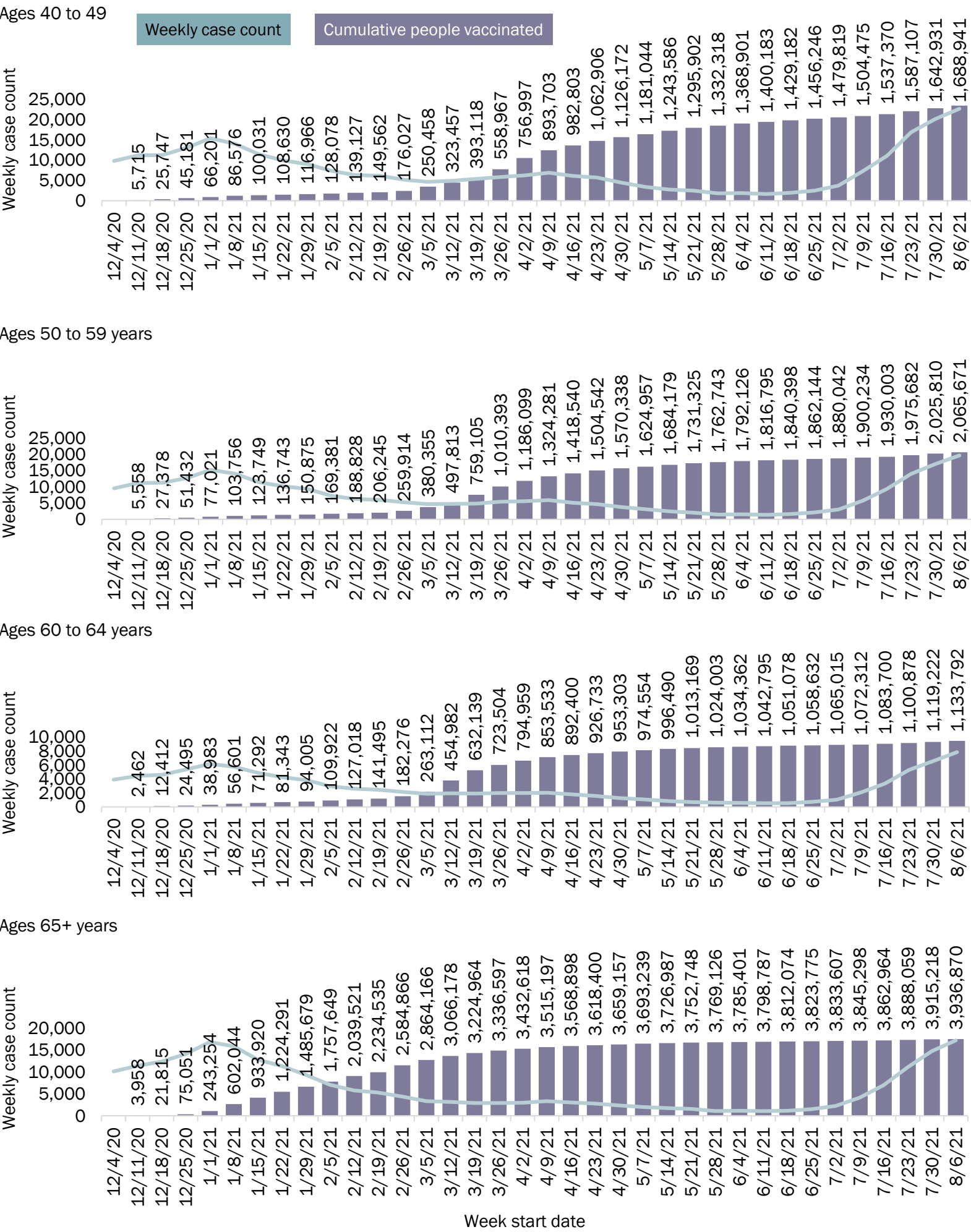


COVID-19 Weekly Situation Report: Vaccination Impact

Previous week (August 6, 2021 - August 12, 2021)



Cases and cumulative people vaccinated





# COVID-19 Weekly Situation Report: County Overview

Previous week (August 6, 2021 - August 12, 2021)



County	2021 population	Cumulative (since March 1, 2020)				Previous week (August 06, 2021 - August 12, 2021)			
		People vaccinated	Percent 12+ vaccinated	Cases	Case positivity	People vaccinated	Cases	New case positivity	Cases per 100,000 population
Florida	21,975,117	12,420,704	65%	2,877,214	19.1%	271,786	151,415	19.3%	689.0
Alachua	272,746	151,097	63%	30,824	14.8%	3,353	1,644	16.4%	602.8
Baker	28,864	9,327	38%	4,866	27.1%	339	245	27.3%	848.8
Bay	177,856	73,400	48%	26,352	25.0%	2,551	1,414	27.4%	795.0
Bradford	28,906	10,676	42%	4,104	27.5%	499	208	31.8%	719.6
Brevard	611,202	332,032	61%	59,735	17.5%	7,335	4,344	24.0%	710.7
Broward	1,965,657	1,252,654	74%	295,646	17.3%	27,724	14,675	16.5%	746.6
Calhoun	15,008	4,513	34%	2,291	26.1%	185	161	27.6%	1,072.8
Charlotte	188,061	119,384	69%	16,184	16.4%	1,570	833	17.2%	442.9
Citrus	151,314	75,112	55%	14,532	20.5%	1,356	956	27.2%	631.8
Clay	223,483	94,338	49%	26,729	21.7%	3,261	1,504	27.8%	673.0
Collier	393,793	244,686	70%	44,008	18.6%	4,582	2,168	20.3%	550.5
Columbia	71,288	24,863	41%	11,285	28.3%	1,153	1,067	30.5%	1,496.7
Dade	2,918,507	2,091,506	83%	583,845	20.3%	44,622	21,561	12.4%	738.8
Desoto	36,613	15,825	49%	4,982	22.9%	310	208	23.1%	568.1
Dixie	16,738	5,269	36%	2,084	23.1%	233	132	33.8%	788.6
Duval	1,002,075	474,575	56%	138,903	20.7%	14,015	6,358	22.1%	634.5
Escambia	327,107	133,048	47%	40,411	19.7%	3,732	2,217	24.9%	677.8
Flagler	116,671	66,834	64%	10,352	17.5%	1,236	694	26.3%	594.8
Franklin	12,295	5,125	46%	1,698	21.1%	155	136	37.9%	1,106.1
Gadsden	46,481	23,073	58%	7,035	22.4%	758	425	21.1%	914.4
Gilchrist	18,218	5,903	37%	2,182	23.0%	350	184	32.7%	1,010.0
Glades	13,290	5,397	45%	1,094	32.6%	90	40	34.5%	301.0
Gulf	14,829	6,051	46%	2,522	23.9%	235	96	21.8%	647.4
Hamilton	14,648	4,258	33%	2,003	22.4%	234	119	27.9%	812.4
Hardee	27,585	9,370	41%	4,135	25.7%	281	226	34.3%	819.3
Hendry	40,936	16,324	49%	5,591	25.2%	543	222	22.6%	542.3
Hernando	195,123	92,363	54%	20,000	20.7%	2,334	1,501	28.6%	769.3
Highlands	105,105	52,849	57%	10,612	19.9%	952	626	25.2%	595.6
Hillsborough	1,508,560	768,922	60%	182,556	20.0%	16,609	10,920	23.1%	723.9

# COVID-19 Weekly Situation Report: County Overview

Previous week (August 6, 2021 - August 12, 2021)



County	2021 population	Cumulative (since March 1, 2020)				Previous week (August 06, 2021 - August 12, 2021)			
		People vaccinated	Percent 12+ vaccinated	Cases	Case positivity	People vaccinated	Cases	New case positivity	Cases per 100,000 population
Holmes	20,211	4,960	28%	2,773	27.7%	181	185	26.1%	915.3
Indian River	160,707	100,405	69%	16,378	16.7%	1,703	1,010	23.5%	628.5
Jackson	47,261	16,864	41%	7,974	25.2%	389	348	19.4%	736.3
Jefferson	14,887	6,623	50%	1,823	22.0%	177	123	25.5%	826.2
Lafayette	8,799	3,058	39%	1,849	43.2%	199	78	30.2%	886.5
Lake	377,680	205,990	62%	40,252	17.9%	4,163	2,466	24.3%	652.9
Lee	773,456	426,323	62%	88,946	19.1%	8,435	5,585	24.6%	722.1
Leon	303,541	147,141	55%	39,815	19.6%	3,320	2,401	15.8%	791.0
Levy	41,859	16,827	46%	4,800	23.1%	693	370	32.2%	883.9
Liberty	8,837	2,643	34%	1,408	24.4%	95	92	31.8%	1,041.1
Madison	19,299	7,162	42%	2,521	23.8%	340	133	22.7%	689.2
Manatee	405,480	220,561	62%	47,783	17.7%	4,077	2,639	20.5%	650.8
Marion	372,469	184,591	56%	41,168	21.9%	4,740	2,655	27.4%	712.8
Martin	162,810	92,594	63%	15,692	16.1%	1,636	652	18.1%	400.5
Monroe	76,335	50,586	74%	8,248	14.5%	987	504	22.4%	660.2
Nassau	89,151	44,997	58%	12,116	22.0%	1,121	659	20.6%	739.2
Okaloosa	206,418	85,094	49%	25,395	24.2%	2,379	1,396	32.2%	676.3
Okeechobee	42,449	15,412	42%	5,029	22.0%	383	260	29.3%	612.5
Orange	1,457,445	824,907	66%	181,776	16.7%	17,339	9,598	18.4%	658.5
Osceola	401,594	235,113	69%	57,445	18.4%	6,068	2,969	22.4%	739.3
Palm Beach	1,486,178	888,767	68%	179,852	17.8%	16,335	9,159	17.8%	616.3
Pasco	549,517	285,539	60%	56,511	19.9%	6,153	3,871	25.6%	704.4
Pinellas	992,298	552,310	62%	101,233	17.6%	9,716	6,434	19.2%	648.4
Polk	719,665	347,442	56%	93,349	22.4%	9,500	6,521	27.2%	906.1
Putnam	73,398	27,705	44%	9,174	24.4%	1,049	643	32.7%	876.0
Santa Rosa	186,998	76,991	48%	22,659	24.9%	2,295	1,330	31.9%	711.2
Sarasota	441,179	287,453	72%	39,982	14.9%	3,863	2,377	16.5%	538.8
Seminole	486,795	266,964	63%	47,757	19.6%	5,244	2,928	21.9%	601.5
St. Johns	275,222	162,696	68%	31,195	20.3%	3,494	1,503	22.2%	546.1
St. Lucie	322,154	173,775	62%	35,680	20.9%	3,785	2,029	25.4%	629.8

# COVID-19 Weekly Situation Report: County Overview

Previous week (August 6, 2021 - August 12, 2021)



County	2021 population	Cumulative (since March 1, 2020)				Previous week (August 06, 2021 - August 12, 2021)			
		People vaccinated	Percent 12+ vaccinated	Cases	Case positivity	People vaccinated	Cases	New case positivity	Cases per 100,000 population
Sumter	137,317	92,309	71%	11,176	16.5%	724	450	16.4%	327.7
Suwannee	46,509	13,893	35%	6,717	29.2%	647	470	29.4%	1,010.6
Taylor	22,762	7,631	39%	3,183	26.0%	341	162	30.9%	711.7
Union	15,511	6,712	50%	2,459	18.9%	315	156	36.2%	1,005.7
Unknown		25,129		1	0.0%	238	-	0.0%	
Volusia	552,328	290,256	59%	59,789	20.4%	7,153	3,293	24.1%	596.2
Wakulla	33,815	13,866	47%	4,591	22.2%	469	400	26.1%	1,182.9
Walton	74,427	32,827	51%	8,774	21.3%	1,111	497	21.9%	667.8
Washington	25,397	7,814	35%	3,380	26.2%	332	185	22.4%	728.4

# COVID-19 Weekly Situation Report: Demographics Overview

Previous week (August 6, 2021 - August 12, 2021)



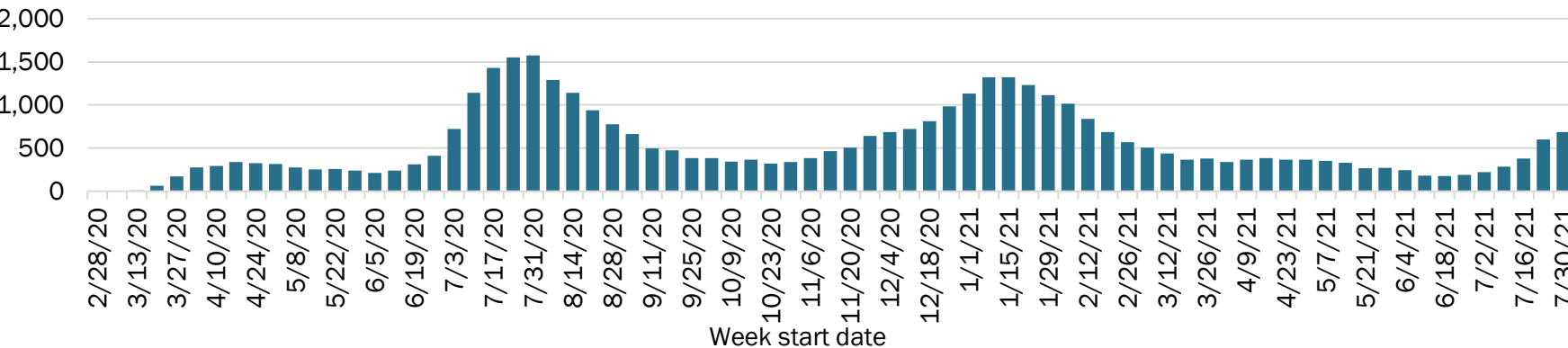
County	2021 population	Cumulative (since March 1, 2020)				Previous week (August 06, 2021 - August 12, 2021)			
		People vaccinated	Percent 12+ vaccinated	Cases	Case positivity	People vaccinated	Cases	New case positivity	Cases per 100,000 population
All ages	21,975,117	12,420,704	65%	2,877,214	19.1%	271,786	151,415	19.3%	689.0
<12	2,856,074			204,716	14.8%		16,754	22.1%	586.6
12-19	1,972,084	871,633	44%	271,385	20.8%	55,083	14,982	24.3%	759.7
20-29	2,744,987	1,232,123	45%	514,364	22.8%	43,395	25,314	22.0%	922.2
30-39	2,784,698	1,491,674	54%	494,749	21.7%	51,215	26,964	21.5%	968.3
40-49	2,669,253	1,688,941	63%	437,144	21.3%	46,010	22,674	20.0%	849.5
50-59	2,925,172	2,065,671	71%	411,251	19.2%	39,861	19,692	17.6%	673.2
60-64	1,438,783	1,133,792	79%	160,322	16.6%	14,570	7,846	16.0%	545.3
65+	4,584,066	3,936,870	86%	381,619	14.5%	21,652	17,183	13.0%	374.8
Unknown				1,664	7.5%		6	54.5%	
All genders	21,975,117	12,420,704	65%	2,877,214	19.1%	271,786	151,415	19.3%	689.0
Female	11,235,512	6,682,413	68%	1,504,546	18.9%	140,718	78,560	17.8%	699.2
Male	10,739,605	5,712,417	62%	1,334,705	19.7%	130,853	66,563	20.9%	619.8
Unknown		25,874		37,963	13.0%	215	6,292	26.6%	
White	16,975,231	7,895,767	47%	1,646,017	22.9%	142,014	79,914	20.2%	470.8
Hispanic	5,352,032	1,888,053	35%	596,715	29.2%	46,838	21,559	18.7%	402.8
Non-Hispanic	11,623,199	4,292,648	37%	938,869	22.8%	64,892	51,185	20.8%	440.4
Unknown		1,715,066		110,433	10.7%	30,284	7,170	20.3%	
Black	3,725,308	1,031,710	28%	407,329	24.5%	40,188	23,331	20.5%	626.3
Hispanic	307,860	70,892	23%	23,698	27.6%	2,940	1,167	21.6%	379.1
Non-Hispanic	3,417,448	759,177	22%	356,601	26.6%	27,743	20,469	20.6%	599.0
Unknown		201,641		27,030	11.6%	9,505	1,695	19.2%	
Other	1,274,578	1,662,868	130%	437,900	20.6%	52,603	19,634	16.3%	1540.4
Hispanic	209,716	581,963	278%	219,350	26.8%	20,556	7,997	18.9%	3813.3
Non-Hispanic	1,064,862	621,249	58%	157,551	20.2%	8,722	7,715	13.8%	724.5
Unknown		459,656		60,999	11.6%	23,325	3,922	17.6%	
Unknown		1,830,359		366,962	9.1%	36,981	24,051	16.1%	
Hispanic		124,222		65,307	12.7%	1,723	4,539	13.3%	
Non-Hispanic		124,925		21,409	8.2%	1,357	1,088	8.6%	
Unknown		1,581,212		280,246	8.6%	33,901	18,424	18.0%	
Florida	21,975,117	12,420,704	65%	2,877,214	19.1%	271,786	151,415	19.3%	689.0

# COVID-19 Weekly Situation Report: Death Overview

Previous week (August 6, 2021 - August 12, 2021)



## 2021 deaths by week of death (40,766 deaths)



## Summary of deaths by age group, gender, race and ethnicity

Age group	Deaths	Cases	Case fatality rate	Mortality per 100,000 population
Under 16	10	312,934	0.0%	0.3
16-29	179	677,531	0.0%	4.8
30-39	451	494,749	0.1%	16.2
40-49	1,240	437,144	0.3%	46.5
50-59	3,097	411,251	0.8%	105.9
60-64	2,919	160,322	1.8%	202.9
65+	32,870	381,619	8.6%	717.0
Unknown	0	1,664		
Florida	40,766	2,877,214	1.4%	185.5

Race	Deaths	Cases	Case fatality rate	Mortality per 100,000 population
White	29,726	1,646,017	1.8%	175.1
Black	6,675	407,329	1.6%	179.2
Other	3,309	437,900	0.8%	259.6
Unknown	1,056	385,968	0.3%	
Florida	40,766	2,877,214	1.4%	185.5

Gender	Deaths	Cases	Case fatality rate	Mortality per 100,000 population
Female	17,935	1,504,546	1.2%	159.6
Male	22,823	1,334,705	1.7%	212.5
Unknown	8	37,963	0.0%	
Florida	40,766	2,877,214	1.4%	185.5

Ethnicity	Deaths	Cases	Case fatality rate	Mortality per 100,000 population
Non-Hispanic	28,843	1,475,351	2.0%	179.1
Hispanic	9,556	907,810	1.1%	162.8
Unknown	2,367	494,053	0.5%	
Florida	40,766	2,877,214	1.4%	185.5

# COVID-19 Weekly Situation Report: Data Notes

Previous week (August 6, 2021 - August 12, 2021)



## General notes

**All data are provisional and subject to change.** All data exclude persons known to reside outside Florida.

**Population data** are based on the 2021 population estimates from Florida CHARTS:

[www.FLHealthCHARTS.com/FLQUERY\\_New/Population/Count](http://www.FLHealthCHARTS.com/FLQUERY_New/Population/Count).

**Previous week** runs from Friday through Thursday. Weekly reports are published on Fridays.

## Case notes

**Case and death counts** include individuals who meet a standardized national surveillance case definition. For more information on Florida's surveillance case definitions, visit [www.floridahealth.gov/diseases-and-conditions/disease-reporting-and-management/disease-reporting-and-surveillance/\\_documents/covid-19-case-definition.pdf](http://www.floridahealth.gov/diseases-and-conditions/disease-reporting-and-management/disease-reporting-and-surveillance/_documents/covid-19-case-definition.pdf).

**Other race** includes Asian, native Hawaiian/Pacific Islander or other race.

## New case positivity

New case positivity, based on the number of people for whom the Department received PCR or antigen laboratory results, is the number of people who test positive for the first time divided by all the people tested that week, excluding people who have previously tested positive.

## Vaccination notes

Data in this summary pertain to COVID-19 vaccines approved by the U.S. Food and Drug Administration and have been issued an Emergency Use Authorization (Janssen COVID-19 Vaccine, Moderna COVID-19 Vaccine and Pfizer-BioNTech COVID-19 Vaccine). These data summarize the number of people who have received either their first dose or have completed the series for a COVID-19 vaccine. A person can only be counted in one category, first dose or series complete. For persons receiving Moderna COVID-19 Vaccine or Pfizer-BioNTech COVID-19 Vaccine, once they receive their second dose, they are moved from the first dose column to the series completed column. Because of this, the total first dose category may show a change from report to report not matching the total receiving their first dose from the previous day. Persons receiving a Janssen COVID-19 Vaccine will always be counted in the series completed column.

**First dose:** current number of people who have only received their first dose of the Moderna COVID-19 Vaccine or Pfizer-BioNTech COVID-19 Vaccine.

**Series complete:** current number of people who have received both Moderna COVID-19 Vaccine or Pfizer-BioNTech COVID-19 Vaccine doses or one Janssen COVID-19 Vaccine dose and are considered fully immunized.

August 18, 2021



## COVID-19 VACCINATION EVENTS IN MARTIN COUNTY

*Free Pfizer vaccine for everyone age 12 & older*

### **Contact:**

Renay Rouse [Renay.Rouse@FLHealth.gov](mailto:Renay.Rouse@FLHealth.gov) 772-631-6008

**Martin County, FL** – The Florida Department of Health in Martin County (DOH-Martin) is working with state and local partners to ensure the COVID-19 vaccine is available for everyone age 12 and older.

Free vaccination is available at a series of outreach events throughout the county and no appointment is needed. Children and adolescents, age 12 to 17 must be accompanied by a parent or legal guardian. A third dose of the Pfizer vaccine is also available for moderate to severe immunocompromised individuals who have completed the Pfizer or Moderna vaccine series.

For a list of vaccination events in Martin County, please visit: [Martin County COVID-19 Vaccination Events](#).

In addition, the COVID-19 vaccine is available via retail pharmacies, private healthcare providers and the health department. DOH-Martin is offering the vaccine by appointment. Call 772-221-4000, option # 3 to schedule.

COVID-19 vaccines are safe and effective at helping to protect against severe disease and death from variants. For additional information about vaccination visit: <https://www.cdc.gov/coronavirus/2019-ncov/vaccines/index.html>

For a list of COVID-19 vaccination and testing sites, visit <https://floridahealthcovid19.gov/>

### **About the Florida Department of Health**

The department, nationally accredited by the [Public Health Accreditation Board](#), works to protect, promote and improve the health of all people in Florida through integrated state, county and community efforts.

Follow us on Twitter at [@GoHealthyMartin](#) and on [Facebook](#). For more information about the Florida Department of Health please visit [www.MartinCountyHealth.com](http://www.MartinCountyHealth.com)



# SPONSOR INFORMATION

Company: \_\_\_\_\_

Contact: \_\_\_\_\_

Email: \_\_\_\_\_

Phone: \_\_\_\_\_

Address: \_\_\_\_\_

City/State: \_\_\_\_\_ Zip: \_\_\_\_\_

☐ Yes I/We would like to be a sponsor of the 2021 Indiantown Rodeo!

## *Indicate level of sponsorship:*

- |  |  |
|--|--|
| <del>SOLD</del> <input type="checkbox"/> \$20,000 Bucking Bull Sponsor | <del>SOLD</del> <input type="checkbox"/> \$7,000 Rodeo Announcer |
| <input type="checkbox"/> \$15,000 Cowboy Up Sponsor                    | <input type="checkbox"/> \$6,500 Lil' Silver Spur                |
| <input type="checkbox"/> \$10,000 Media Sponsor Gold                   | <input type="checkbox"/> \$5,000 Silver Spur                     |
| <del>SOLD</del> <input type="checkbox"/> \$10,000 Back of Ticket       | <input type="checkbox"/> \$5,000 Kids Zone                       |
| <input type="checkbox"/> \$7,000 Gold Buckle                           | <input type="checkbox"/> \$3,000 Bronze Boot                     |
|  | <input type="checkbox"/> \$1,500 Bull Fighter                    |



## *Sponsorship Payment:*

I understand payment is due upon receipt of my commitment. I would like to pay by:

☐ CHECK Enclosed is my check in the amount of: \$\_\_\_\_\_\*

☐ INVOICE Please invoice my company and we will pay by check.\*\*

*\*Make Checks payable to Indiantown Chamber of Commerce. \*\*Payment will be due no later than 15 days from receipt of invoice and is a requirement for logo to be included on rodeo advertising/promotional materials.*

*Presented By*



Indiantown  
CHAMBER of COMMERCE

Please email completed form to [info@indiantownchamber.com](mailto:info@indiantownchamber.com)

## Questions? 772-597-2184

Website: [indiantownchamber.com](http://indiantownchamber.com)

You may also mail the form with your sponsorship payment to:  
Indiantown Chamber of Commerce, PO Box 602, Indiantown, FL 34956

The Indiantown Rodeo draws thousands of rodeo fans from all over the United States and is a great opportunity to show off your business to a wide audience. Sponsorship is more than free tickets and your name on a banner — it's about supporting a great local tradition and keeping it alive in your community for years to come!

The Indiantown Chamber needs your help to keep our rodeo alive and kickin' by becoming a 2021 Rodeo Sponsor.

# 2021 SPONSORSHIP PACKAGES

Indiantown  
CHAMBER of COMMERCE




PRESENTED BY

# INDIANTOWN RODEO

## OCTOBER 15-16, 2021

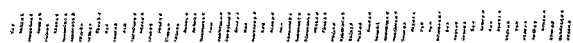
# INDIANTOWN RODEO



Indiantown Chamber of Commerce  
PO Box 602  
Indiantown, FL 34956

Village of Indiantown  
P.O. Box 398  
Indiantown, FL 34956

9399999999 8004





**Village of Indiantown  
Grant and Contract Tracking List**

	Funder and Name of Grant	Purpose of Grant	Grant/Contract	Amount of Grant	Status	Comments
1	DEO - CDBG-2019	Uptown- Seminole	Grant	\$700,000	Open	8/19/21 - attended webinar on 8/12/21. Sent email to DEO to initiate environmental review process. DEO is
2	DEO - CDBG-CV	Pedestrian Master Plan	Grant	\$340,000	Open	8/19/21 - Waiting for DEO to announce the application date; pre-app previously reviewed by DEO.
3	DEO CDBG-MIT	Civic Center	Grant	\$350,000	Open	8/13/21 - DEO working on finalizing agreement. 7/16/21 - Received signed Resolution will forward to DEO. 7/14/21 - Waiting for signed Resolution to submit with Environmental Review. 7/7/21 - Had meeting with DEO to review scope of work.
4	Enterprise Florida - Site Preparedness Program	Reimbursement for construction of Village Hall	Grant	\$25,000	Open	8/5/21 - Waiting for reimbursement. 7/16/21 - Received notice from Enterprise Florida that reimbursement has been processed.
5	FDOT - HB 5001/SB2500 Appropriation Grant	Improvement for Booker Park along MLK Blvd and surrounding	Grant	\$2,000,000	Open	8/19/21 - BID opening Aug. 10th
6	DEO - CPTA- Stormwater Master Plan	Stormwater Master Plan-2	Grant	\$50,000	Open	8/5/21 - Waiting for reimbursement. 7/14/21 - Final invoice \$18,000 submitted to DEO; waiting for
7	FDOT Public Transit Service Development	Saturday Bus Transportation	Grant	\$100,000	Open	7/16/21 - Sent email to Bill A. to request status on reimbursement to FDOT. 6/23/2021 - Submitted to Darren H for VOI record. 6/22/2021 - Received excused amended agreement from FDOT.
8	Enterprise Florida - CPTA- Consulting Services	Reimbursement for consultant fee for Strategic Planning	Grant	\$3,762	Open	8/5/21 - Waiting for reimbursement. 7/16/21 - Received notice from Enterprise Florida that reimbursement has been processed. 7/14/21 - invoice for \$3,762 submitted to Enterprise Florida; waiting for reimbursement.
9	DEO CPTA-Mobility Plan	Reimbursement for Mobility Plan and Mobility Fee Project	Grant	\$50,000	Open	8/18/21 - working with consultant on the responses from DEO on the scope of work to send back to DEO. 7/14/21 - Received award letter from DEO that grant was awarded; waiting for the grant agreement.
10	T-Mobile Hometown Grant-playground resurfacing	Resurface the playground for 3 parks (Booker, Big Mound and Post)	Grant	\$50,000	Applied	Working with Albie to write a proposal to resurface the playground for 3 parks (Booker, Big Mound, and Post).
11	DEO - Competitive Partnership Grant #P0333	Economic Development Strategy/ Growth management implementation	Grant	\$25,000	Closed	This grant was from 7/1/18 to 6/30/19
12	DEO - Rural Infrastructure Extension Project	Citrus Blvd Corridor extension of water and sewer near Martin County Fairgrounds	Grant	\$150,000	Not Awarded	This grant was not awarded by the DEO. Need more solid job estimates from people along the corridor.

**Footnote:**

DEO - Department of Economic Opportunity  
FDEM - Florida Department of Emergency Management  
FDOT - Florida Department of Transportation  
1- Loan - not included in total

**Applied:** Applied or applying  
**Open:** Awarded  
**Closed:** Awarded and completed  
**Not Awarded**

Prepared By: Tracy Bryant  
Date: 8/20/2021



**Village of Indiantown  
Grant and Contract Tracking List**

<b>13</b>	<b>FDEM - Florida Recreation Development Assistance Program</b>	Enhancement to Booker and Big Mound Park	Grant	\$200,000	Applied	Waiting to hear back from FDEM once the state complete their budget in July. The Village Ranked 38 and 39 (each grant was written for \$200,000 each).
<b>14</b>	<b>American Rescue Act</b>	Various projects	Grant	\$3,000,000	Open	Waiting for funds to be released.
<b>15</b>	Captec Engineering <sup>1</sup>	Water Utility Master Plan	Loan	\$145,000	Open	Captec Engineering to provide professional engineering services for the Water Utility Master Plan
<b>16</b>	Kimley-Horn and Associates <sup>1</sup>	Water Treatment Plan	Loan	\$93,577	Open	Kimley-Horn to provide professional Water Treatment Plan
<b>17</b>	Holtz Consulting Engineers <sup>1</sup>	Wastewater Treatment Facility	Loan	\$83,975	Open	Holtz Consulting to work on a preliminary design evaluation for wastewater treatment facility
<b>18</b>	Captec Engineering <sup>1</sup>	Wastewater Utility Master Plan	Loan	\$160,700	Open	6/25/21 - New proposal not yet approved by Council. Captec Engineering to provide professional engineering services for the Water Utility Master Plan
<b>19</b>	Kimley-Horn and Associates <sup>1</sup>	Railroad Avenue Water Main	Loan	\$171,400	Applied	6/25/21 - New proposal not yet approved by Council. Engineering for replacement of water main along Railroad
<b>20</b>	Kimley-Horn and Associates <sup>1</sup>	SW 151st Street Water Main	Loan	\$59,800	Applied	6/25/21 - New proposal not yet approved by Council. Engineering for replacement of water main along SW 151st Street

**Grants Total:**

**Applied: \$7,043,762**

**Awarded: \$6,303,762**

**Footnote:**

DEO - Department of Economic Opportunity  
FDEM - Florida Department of Emergency Management  
FDOT - Florida Department of Transportation  
1- Loan - not included in total

**Applied:** Applied or applying  
**Open:** Awarded  
**Closed:** Awarded and completed  
**Not Awarded**

Prepared By: Tracy Bryant  
Date: 8/20/2021