


# Village of Indiantown

Where Great Things Grow



B i - M o n t h l y   R e p o r t   a n d   U p d a t e :  
S a t u r d a y ,   O c t o b e r   9 ,   2 0 2 1

**To:** Honorable Mayor & Members of the Village Council

**Thru:** Howard W. Brown, Jr., Village Manager 

**From:** Daniel W. Eick, Management Analyst/PIO *D. W. E*

**CC:** Village Staff

**Date:** October 7, 2021

In the interest of keeping the public informed of administrative matters on a regular basis, I am providing this report for your review and consideration:

## Administration

- Albie Scoggins, Parks Superintendent's last day will be Friday, October 8, 2021. Luis Perez will be Acting Parks Superintendent until further notice.
- Just to keep the Village Council updated, I will be out of the office starting on **Saturday, October 2 - Wednesday, October 6, 2021** attending the International City/County Management Association (ICMA) national conference in Portland, Oregon. During my absence, Ms. Althea Jefferson will be in charge.
- Several months ago, staff and Council attended an Active Shooters presentation held by Martin County Sheriff's Office. As a result of that presentation, the Village will be erecting a door between suites A and B.

## Village Manager's Office

### Village Schedule

A schedule of upcoming events is included below:

- Please note, Village Hall offices will be closed on Monday, October 11, in observation of Columbus / Indigenous People's Day. Office's will open as normal on Tuesday, October 12, 2021.
- A joint meeting with the Martin County School Board and several local cities is scheduled for Thursday, October 14, at 9:00 AM. The meeting will be held at 2351 SE Monterey Road, Stuart FL, 34996 in the Martin County Blake Library. Martin County advises the meeting will be in-person only and seating is limited.
- The Village's next Regular Council Meeting is scheduled for Thursday, October 14, at 6:30 PM. The meeting will be held in a hybrid format utilizing the Village Council Chambers and Zoom.
- The Village's next Special Magistrate Hearing is scheduled for Tuesday, October 19, at 10:00 AM. The meeting will be held in the Village's Council Chambers at Village Hall in Suite C.

Members of the public are encouraged to attend meetings. For a closer look at upcoming events, or for further information on meetings and attendance, please click the image to the right or contact the Deputy Village Clerk at [dhamburger@indiantownfl.gov](mailto:dhamburger@indiantownfl.gov).



### Important Information

At the direction of the Village Manager staff collected ridership information for the Village's Saturday Morning Bus Service to deliver to Council. The relevant information, including data and head counts, is included below.

As of Wednesday, October 6, the Fall Edition of the Indiantown Newsletter has been published and posted to the Village's website and social media platforms. The print edition of the newsletter is currently being prepared and will be sent directly to residential addresses shortly. For more information, please click the image to the right.



Finally, the latest COVID-19 update as of Friday, October 8, 2021 provided by the Florida Department of Health in Martin County is included below.

## Village Clerk's Office

### Human Resources Updates

Several updates regarding positions the Village is currently hiring for can be found below. If you have questions or concerns, please contact the Assistant to the Village Clerk, Jennifer Norris, at [jnorris@indiantownfl.gov](mailto:jnorris@indiantownfl.gov).

The Village is currently conducting interviews for three (3) job openings. These positions include:

- Public Works & Utilities Director
- Financial Services Director
- Water/Wastewater Technician Trainee



Additionally, as of Tuesday, October 5, 2021 the Village's new Utilities Manager, Patrick Nolan, began working. We welcome Patrick to the Indiantown team and encourage people to stop by and say hello. He will be stationed at the Village's Water Utility Plant alongside his utility team.

### Procurement Updates

During Regular Meeting scheduled for Thursday, October 14, at 6:30 PM the Village Council is scheduled to award bids related to previously reviewed material on the following projects:

- The Village of Indiantown Booker Park Roadway, Stormwater, and Drainage improvement Project.
- The CDBG Grant Administration Services Contract for Repaving along Seminole Drive and the Magnolia Street Lift Station Generator Project.

Additionally, also on October 14, the Village Council is scheduled to approve a request from the Village to allow staff to enter negotiations with the top-ranked firms for the following projects:

- Architectural and Engineering Services related to the development and planning of a Village Hall.
- CDBG Grant Engineering Services for Repaving along Seminole Drive and the Magnolia Street Lift Station Generator Project.


## Community and Economic Development Department

The most recent monthly Report provided by Community and Economic Development Director, Althea Jefferson, is attached to this document for review.

### Code Compliance Division

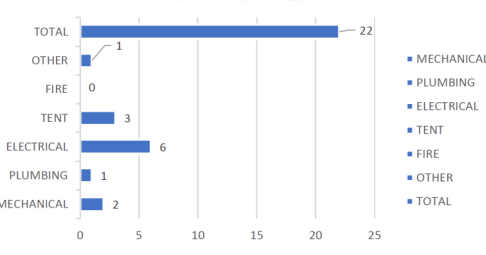
As of Friday, October 8, 2021 the Code Compliance Division has recorded \$5,675.00 in outstanding administrative fees owed to the Village of Indiantown. This number will continue to be updated on a rolling basis. Further information will be required when available.

The Code Compliance Department has begun implementing the Compliance Assistance Program to help residents resolve common code violations. As such, staff is currently in contact with representatives of Christ Fellowship Church as well as the Local Missionaries of the Church of Latter-Day Saints.



### Building Services Division

The Building Services Division has nothing to report currently.



### Economic Development Division

The Economic Development Division has nothing to report currently.


### Business Services Division

The Business Service Division is currently reviewing applications for Certificate's of Use and updating local businesses on new certificate requirements. To expediate this process, a section of the website has been created to assist incoming businesses with necessary information. To visit that webpage please click on the image to the right.



## Financial Services Department

The Financial Services Department is pleased to announce that as of Thursday, September 23, the FY 2021-2022 Budget has been finalized. As such, relevant budget information has been loaded into the Village's financial systems and website. For more information, and to read the current budget, please click the image to the right.



Additionally, the most recent monthly Report provided by Grants Writer and Administrator, Tracy Bryant, is attached to this document for review.

## Parks and Recreation Department

The Parks and Recreation Department has nothing to report at this time.

## Public Works and Engineering Department

The Village's Public Works Director, William Archebelle, has several items to highlight. If you have questions, concerns, or wish to report a public works related issue, please contact [publicworks@indiantownfl.gov](mailto:publicworks@indiantownfl.gov).

- The Village's Public Works Director is working with PRP Construction to identify potholes throughout the Village and repair them on an ongoing basis. Further information will be provided when available.
- Public Works continues coordinating various improvements to the Village's Water/Wastewater system. Among these are treatment plant upgrades, possible extensions to the Water Corridor along Citrus Blvd., and coordination to obtain easements and materials for the Village's West End Looping Project.
- Finally, Public Works is coordinating with the Florida Department of Transportation (FDOT) to finalize contracts for the Booker Park Roadway, Stormwater, and Drainage Improvement Project. Once these contracts are prepared, they will be brought before the Village Council for final Approval.

## Water + Wastewater Utilities Department

The Utilities Department is working closely with incoming business partners, Tractor Supply Co. and Indiantown Bio-Medical, to finalize groundwork and install Utilities and storm drainage. These projects, and related extensions and repairs, are still in development. Further information will be provided when available.

## Village of Indiantown

Village Hall: Mailing Address:

15516 SW Osceola Street, PO Box 398

Indiantown, FL 34956 Indiantown, FL 34956



Digital copies of this, and previous, Manager Reports can be found by [clicking here](#).

To sign up for e-notices and alerts from the Village via Constant Contact please [click here](#).

Questions or comments? E-mail us at [villagehall@indiantownfl.gov](mailto:villagehall@indiantownfl.gov) or call 772-597-9900

# COVID-19 Weekly Situation Report: State Overview

Previous week (September 17, 2021 - September 23, 2021)

Published September 24, 2021



All data are provisional and subject to change. Data include only Florida residents.

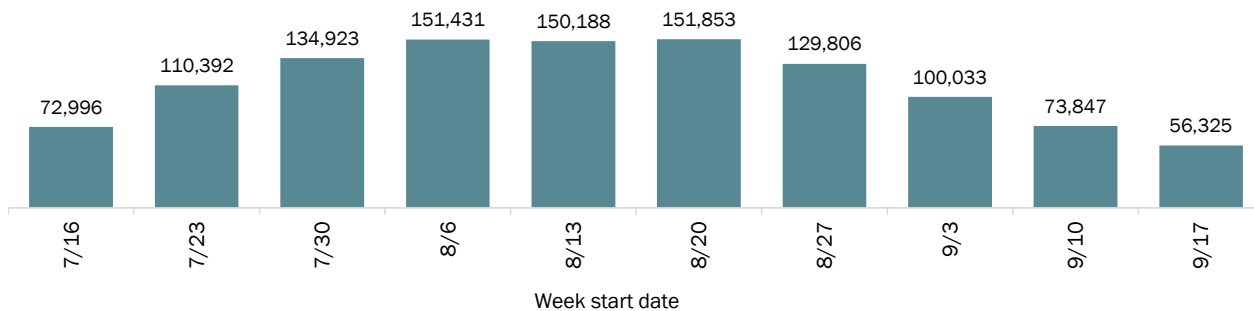
Case data	Previous week	Cumulative
<b>Total</b>	<b>56,325</b>	<b>3,539,272</b>
New case positivity	8.6%	21.3%
Deaths	355	53,580

Vaccine data	Previous week (doses administered)	Cumulative (people vaccinated)
<b>Total</b>	<b>273,756</b>	<b>13,536,473</b>
First dose	85,024	1,866,237
Series completed	152,479	11,350,700
Additional dose	36,253	319,536

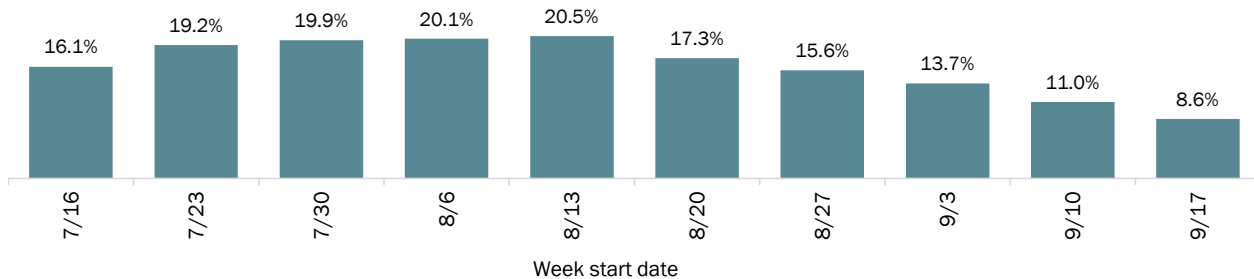
See additional notes at the end of this report for information on positivity rate, deaths, and vaccination status.

Vaccine age groups	Population	Vaccinated
<b>Total</b>	<b>19,119,043</b>	<b>71%</b>
12-19	1,972,084	54%
20-29	2,744,987	52%
30-39	2,784,698	62%
40-49	2,669,253	70%
50-59	2,925,172	76%
60-64	1,438,783	83%
65+	4,584,066	88%

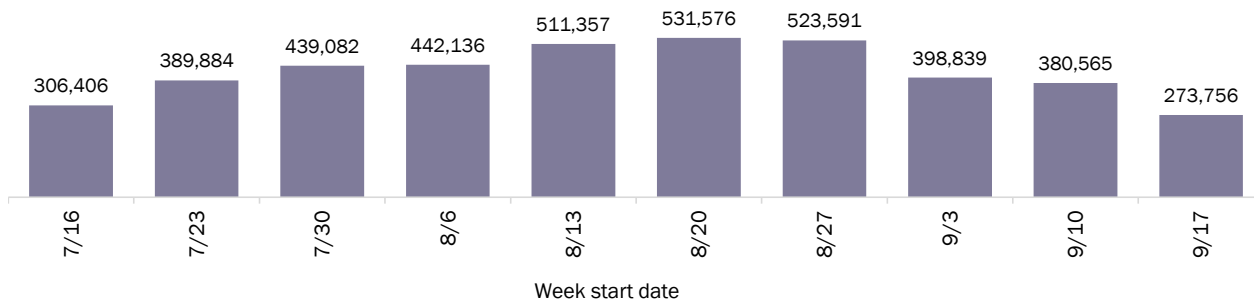
## New cases for the past 10 weeks



## New case positivity for the past 10 weeks



## Number of doses administered in the past 10 weeks



# COVID-19 Weekly Situation Report: Vaccination Impact

Previous week (September 17, 2021 - September 23, 2021)

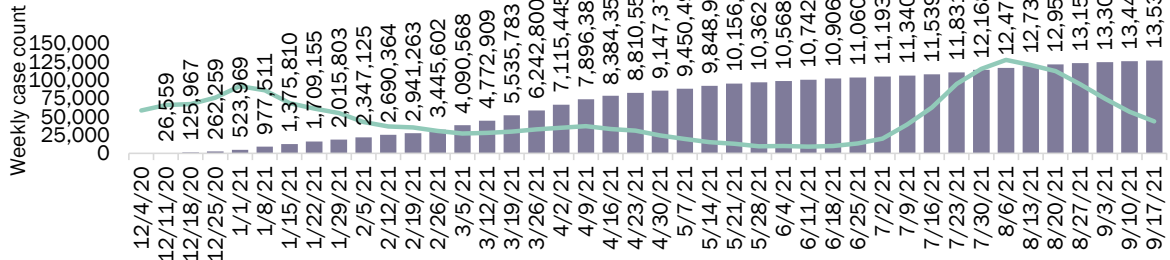


## Cases and cumulative people vaccinated

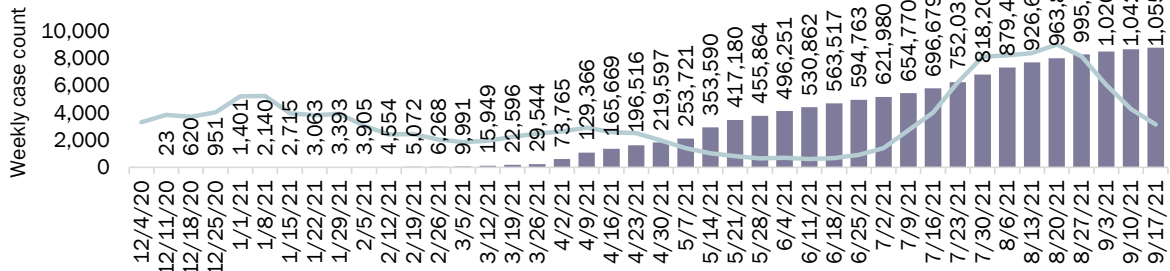
All ages 12+

Weekly case count

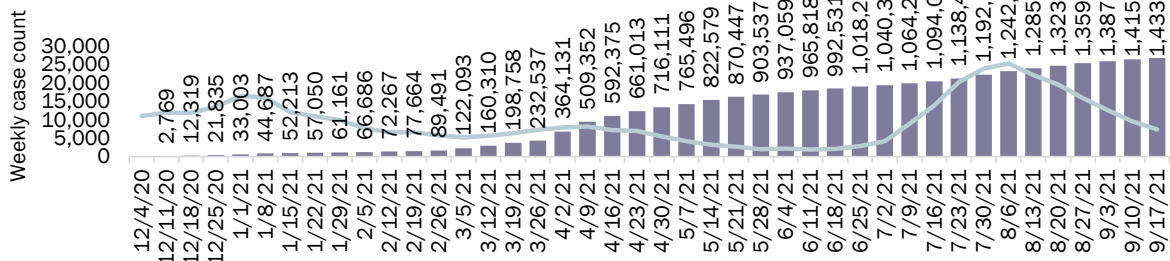
Cumulative people vaccinated



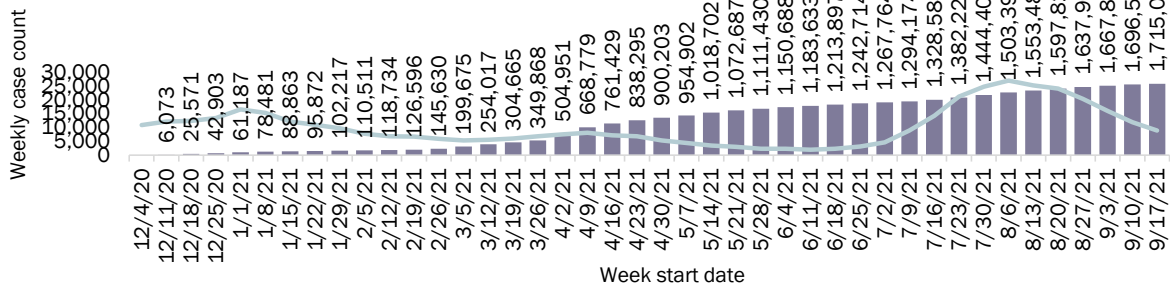
Ages 12 to 19



Ages 20 to 29



Ages 30 to 39



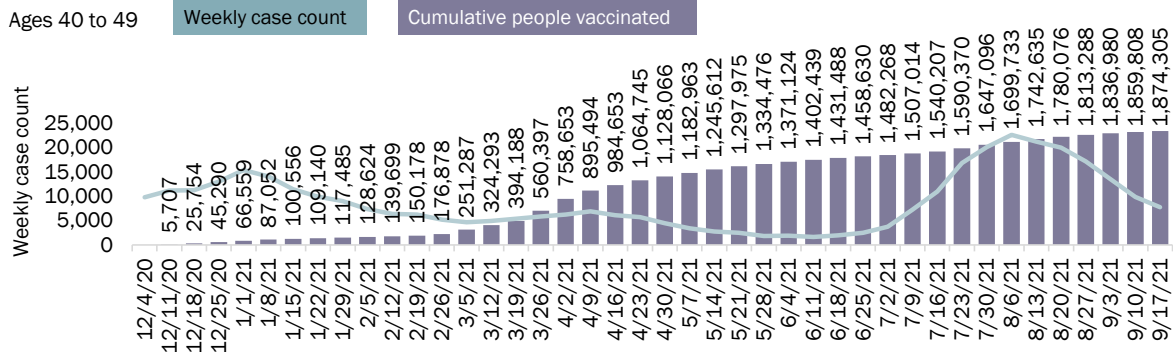
# COVID-19 Weekly Situation Report: Vaccination Impact

Previous week (September 17, 2021 - September 23, 2021)

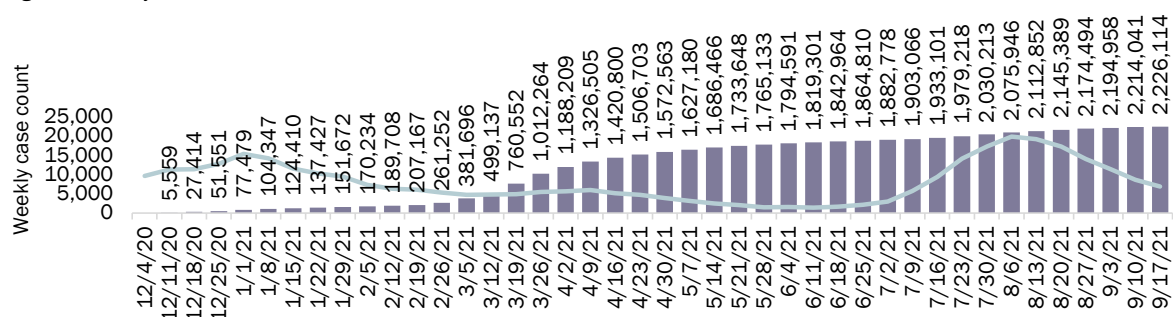


## Cases and cumulative people vaccinated

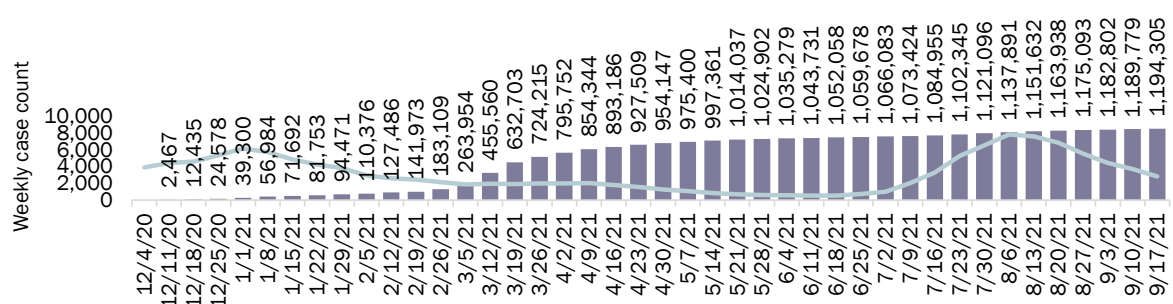
Ages 40 to 49



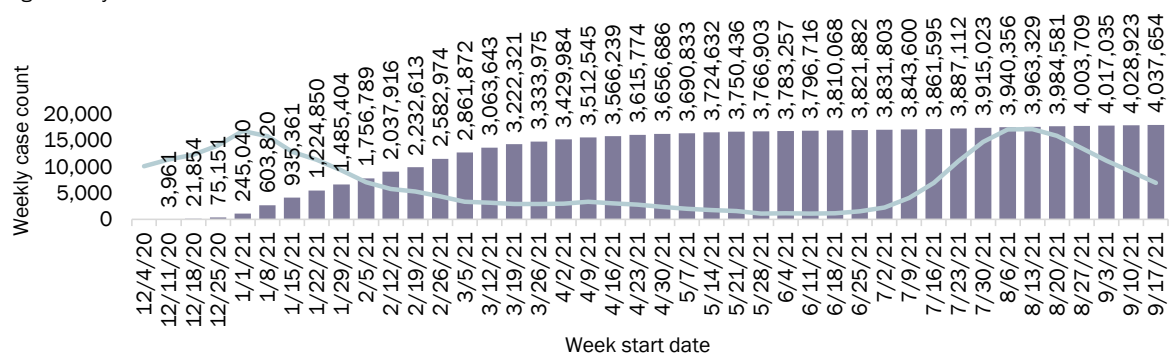
Ages 50 to 59 years



Ages 60 to 64 years



Ages 65+ years



Week start date



# COVID-19 Weekly Situation Report: County Overview

Previous week (September 17, 2021 - September 23, 2021)



County	2021 population	Cumulative (since March 1, 2020)				Previous week (September 17, 2021 - September 23, 2021)			
		People vaccinated	Percent 12+ vaccinated	Cases	Case positivity	People vaccinated	Cases	New case positivity	Cases per 100,000 population
<b>Florida</b>	<b>21,975,117</b>	<b>13,536,480</b>	<b>71%</b>	<b>3,539,272</b>	<b>21.3%</b>	<b>89,777</b>	<b>56,325</b>	<b>8.6%</b>	<b>256.3</b>
Alachua	272,746	163,157	68%	38,161	16.8%	652	579	6.5%	212.3
Baker	28,864	10,591	44%	5,895	29.7%	94	65	12.5%	225.2
Bay	177,856	82,337	54%	30,947	26.6%	736	354	11.3%	199.0
Bradford	28,906	12,024	48%	5,247	31.0%	96	116	20.2%	401.3
Brevard	611,202	360,061	67%	78,479	20.3%	1,670	1,216	8.1%	199.0
Broward	1,965,657	1,361,579	80%	346,392	18.5%	9,594	4,349	6.6%	221.2
Calhoun	15,008	5,022	38%	2,934	30.1%	37	42	10.6%	279.9
Charlotte	188,061	125,996	72%	22,131	20.1%	422	423	10.9%	224.9
Citrus	151,314	81,101	59%	19,766	24.7%	365	519	14.6%	343.0
Clay	223,483	104,999	55%	32,716	24.4%	820	563	13.5%	251.9
Collier	393,793	262,827	75%	55,035	21.1%	1,427	1,187	13.1%	301.4
Columbia	71,288	28,433	47%	14,576	32.5%	223	181	11.2%	253.9
Dade	2,918,507	2,285,907	91%	656,813	21.0%	16,813	8,556	5.3%	293.2
Desoto	36,613	17,888	56%	6,689	27.6%	102	117	14.9%	319.6
Dixie	16,738	6,034	41%	2,851	28.1%	36	64	19.6%	382.4
Duval	1,002,075	522,749	62%	160,562	22.2%	3,674	1,702	8.0%	169.8
Escambia	327,107	148,529	53%	52,171	23.1%	1,086	781	13.8%	238.8
Flagler	116,671	71,477	68%	13,930	20.9%	296	215	9.9%	184.3
Franklin	12,295	5,798	52%	2,186	25.0%	38	45	14.2%	366.0
Gadsden	46,481	25,452	64%	8,413	24.4%	171	165	10.6%	355.0
Gilchrist	18,218	6,865	43%	3,051	28.2%	43	63	12.2%	345.8
Glades	13,290	6,134	51%	1,385	36.3%	43	13	16.0%	97.8
Gulf	14,829	6,753	52%	2,931	25.9%	51	35	11.0%	236.0
Hamilton	14,648	4,796	37%	2,644	26.7%	57	35	10.6%	238.9
Hardee	27,585	10,841	47%	5,852	31.9%	126	151	21.9%	547.4
Hendry	40,936	19,131	57%	7,813	30.2%	299	117	12.1%	285.8
Hernando	195,123	101,698	59%	27,646	25.0%	594	692	15.6%	354.6
Highlands	105,105	57,865	62%	15,319	25.3%	407	381	14.3%	362.5
Hillsborough	1,508,560	843,781	66%	232,856	22.7%	6,520	3,841	9.7%	254.6

# COVID-19 Weekly Situation Report: County Overview

Previous week (September 17, 2021 - September 23, 2021)



County	2021 population	Cumulative (since March 1, 2020)				Previous week (September 17, 2021 - September 23, 2021)			
		People vaccinated	Percent 12+ vaccinated	Cases	Case positivity	People vaccinated	Cases	New case positivity	Cases per 100,000 population
Holmes	20,211	5,558	32%	3,721	32.7%	38	53	16.5%	262.2
Indian River	160,707	107,670	74%	21,565	20.2%	441	334	9.9%	207.8
Jackson	47,261	18,566	45%	9,800	28.4%	140	162	11.9%	342.8
Jefferson	14,887	7,332	55%	2,400	25.4%	41	64	13.2%	429.9
Lafayette	8,799	3,517	45%	2,155	44.7%	24	16	10.3%	181.8
Lake	377,680	223,896	68%	51,932	20.9%	1,274	1,183	13.4%	313.2
Lee	773,456	462,082	67%	121,291	23.3%	2,514	2,313	11.3%	299.0
Leon	303,541	159,260	60%	49,079	21.7%	865	1,025	7.2%	337.7
Levy	41,859	19,249	53%	6,768	28.7%	101	139	16.6%	332.1
Liberty	8,837	2,937	37%	1,774	28.0%	14	26	11.9%	294.2
Madison	19,299	8,075	48%	3,494	28.3%	103	84	11.5%	435.3
Manatee	405,480	239,231	67%	62,779	20.8%	1,455	1,241	10.3%	306.1
Marion	372,469	202,028	62%	54,999	26.0%	1,106	1,038	13.3%	278.7
Martin	162,810	98,566	68%	19,444	18.4%	523	310	9.5%	190.4
Monroe	76,335	54,580	80%	10,135	16.5%	383	188	9.6%	246.3
Nassau	89,151	48,553	63%	14,683	24.5%	265	161	9.0%	180.6
Okaloosa	206,418	95,941	55%	33,377	28.2%	1,272	608	14.7%	294.5
Okeechobee	42,449	17,847	49%	7,216	27.9%	175	158	19.9%	372.2
Orange	1,457,445	905,902	73%	220,938	18.4%	7,263	3,178	7.6%	218.1
Osceola	401,594	263,477	78%	69,396	20.3%	2,962	1,099	9.1%	273.7
Palm Beach	1,486,178	958,098	74%	217,721	19.6%	6,067	2,921	7.5%	196.5
Pasco	549,517	311,402	65%	76,559	23.9%	1,775	1,851	13.8%	336.8
Pinellas	992,298	590,306	66%	130,021	20.6%	2,974	2,147	7.9%	216.4
Polk	719,665	391,482	64%	124,445	26.2%	3,575	2,413	11.4%	335.3
Putnam	73,398	31,196	49%	12,419	29.3%	230	323	17.6%	440.1
Santa Rosa	186,998	86,728	54%	31,444	29.6%	721	827	18.0%	442.3
Sarasota	441,179	303,341	75%	53,676	18.1%	1,037	1,011	8.7%	229.2
Seminole	486,795	286,937	68%	60,059	22.1%	1,447	1,000	10.2%	205.4
St. Johns	275,222	173,597	73%	39,103	22.9%	634	946	12.6%	343.7
St. Lucie	322,154	189,514	67%	46,238	24.3%	1,271	719	10.5%	223.2

# COVID-19 Weekly Situation Report: County Overview

Previous week (September 17, 2021 - September 23, 2021)



County	2021 population	Cumulative (since March 1, 2020)				Previous week (September 17, 2021 - September 23, 2021)			
		People vaccinated	Percent 12+ vaccinated	Cases	Case positivity	People vaccinated	Cases	New case positivity	Cases per 100,000 population
Sumter	137,317	95,842	73%	13,990	18.8%	212	247	10.0%	179.9
Suwannee	46,509	15,902	40%	8,983	34.2%	110	128	13.3%	275.2
Taylor	22,762	8,973	45%	4,423	30.4%	62	79	11.1%	347.1
Union	15,511	7,499	56%	3,014	21.8%	43	38	13.0%	245.0
Unknown		26,489		4	0.0%	195	1	0.3%	
Volusia	552,328	314,065	64%	72,575	22.8%	1,575	1,325	13.1%	239.9
Wakulla	33,815	15,757	54%	6,238	26.4%	118	143	9.9%	422.9
Walton	74,427	36,542	57%	11,565	24.3%	232	205	11.6%	275.4
Washington	25,397	8,718	39%	4,458	30.1%	48	54	8.0%	212.6

# COVID-19 Weekly Situation Report: Demographics Overview

Previous week (September 17, 2021 - September 23, 2021)



Demographic	2021 population	Cumulative (since March 1, 2020)				Previous week (September 17, 2021 - September 23, 2021)			
		People vaccinated	Percent 12+ vaccinated	Cases	Case positivity	People vaccinated	Cases	New case positivity	Cases per 100,000 population
<b>All ages</b>	<b>21,975,117</b>	<b>13,536,480</b>	<b>71%</b>	<b>3,539,272</b>	<b>21.3%</b>	<b>89,777</b>	<b>56,325</b>	<b>8.6%</b>	<b>256.3</b>
<12	2,856,074			313,078	18.5%		8,872	10.2%	310.6
12-19	1,972,084	1,055,595	54%	360,421	23.8%	13,562	6,839	11.2%	346.8
20-29	2,744,987	1,433,424	52%	602,061	24.7%	17,885	7,432	8.7%	270.7
30-39	2,784,698	1,715,076	62%	600,828	24.2%	18,503	8,808	8.8%	316.3
40-49	2,669,253	1,874,305	70%	526,841	23.5%	14,497	7,748	8.8%	290.3
50-59	2,925,172	2,226,114	76%	487,867	21.0%	12,073	6,799	7.8%	232.4
60-64	1,438,783	1,194,305	83%	191,332	18.3%	4,526	2,856	7.2%	198.5
65+	4,584,066	4,037,654	88%	455,212	16.0%	8,731	6,961	6.4%	151.9
Unknown				1,632	7.4%		10	23.8%	
<b>All genders</b>	<b>21,975,117</b>	<b>13,536,480</b>	<b>71%</b>	<b>3,539,272</b>	<b>21.3%</b>	<b>89,777</b>	<b>56,325</b>	<b>8.6%</b>	<b>256.3</b>
Female	11,235,512	7,260,682	74%	1,845,993	21.1%	46,174	28,384	7.9%	252.6
Male	10,739,605	6,247,555	67%	1,631,083	21.8%	43,470	25,234	9.0%	235.0
Unknown		28,243		62,196	16.4%	133	2,707	16.6%	
<b>White</b>	<b>16,975,231</b>	<b>8,339,868</b>	<b>49%</b>	<b>2,037,078</b>	<b>25.1%</b>	<b>42,378</b>	<b>33,667</b>	<b>9.3%</b>	<b>198.3</b>
Hispanic	5,352,032	2,075,794	39%	703,666	31.0%	16,783	8,170	8.7%	152.7
Non-Hispanic	11,623,199	4,538,095	39%	1,200,953	25.1%	17,412	23,362	9.6%	201.0
Unknown		1,725,979		132,459	12.5%	8,183	2,135	8.8%	
<b>Black</b>	<b>3,725,308</b>	<b>1,193,635</b>	<b>32%</b>	<b>508,202</b>	<b>26.9%</b>	<b>15,313</b>	<b>6,823</b>	<b>8.0%</b>	<b>183.2</b>
Hispanic	307,860	84,233	27%	29,184	29.7%	1,090	406	9.9%	131.9
Non-Hispanic	3,417,448	884,801	26%	448,025	28.9%	10,561	5,952	7.8%	174.2
Unknown		224,601		30,993	13.0%	3,662	465	8.3%	
<b>Other</b>	<b>1,274,578</b>	<b>2,085,149</b>	<b>164%</b>	<b>529,998</b>	<b>22.4%</b>	<b>19,857</b>	<b>6,845</b>	<b>6.8%</b>	<b>537.0</b>
Hispanic	209,716	724,533	345%	259,494	28.6%	8,185	2,805	8.2%	1337.5
Non-Hispanic	1,064,862	783,943	74%	197,393	22.1%	3,352	2,941	6.0%	276.2
Unknown		576,673		73,111	12.9%	8,320	1,099	6.6%	
<b>Unknown</b>		<b>1,917,828</b>		<b>463,994</b>	<b>11.0%</b>	<b>12,229</b>	<b>8,990</b>	<b>8.2%</b>	
Hispanic		126,381		81,778	14.0%	754	996	10.0%	
Non-Hispanic		128,346		27,989	10.2%	525	447	2.3%	
Unknown		1,663,101		354,227	10.5%	10,950	7,547	9.4%	
<b>Florida</b>	<b>21,975,117</b>	<b>13,536,480</b>	<b>71%</b>	<b>3,539,272</b>	<b>21.3%</b>	<b>89,777</b>	<b>56,325</b>	<b>8.6%</b>	<b>256.3</b>

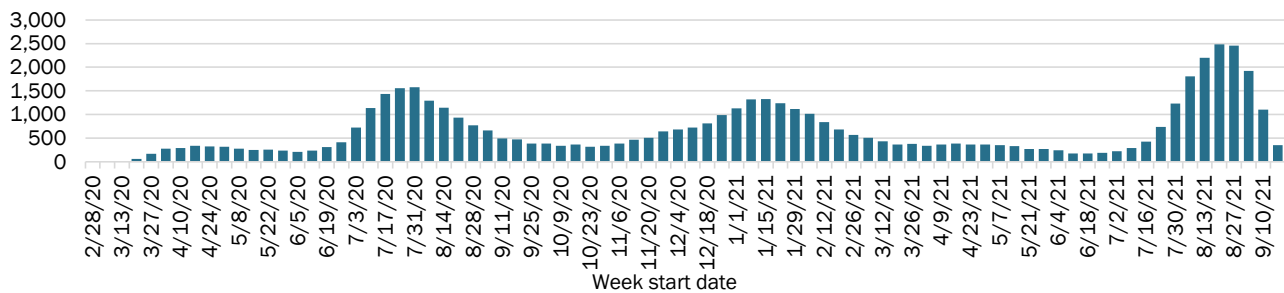


# COVID-19 Weekly Situation Report: Death Overview

Previous week (September 17, 2021 - September 23, 2021)



## 2021 deaths by week of death (53,580 deaths)



## Summary of deaths by age group, gender, race, and ethnicity

Age group	Deaths	Cases	Case fatality rate	Mortality per 100,000 population
Under 16	22	471,193	0.0%	0.6
16-29	361	804,367	0.0%	9.7
30-39	881	600,828	0.1%	31.6
40-49	2,188	526,841	0.4%	82.0
50-59	5,010	487,867	1.0%	171.3
60-64	4,252	191,332	2.2%	295.5
65+	40,866	455,212	9.0%	891.5
Unknown	0	1,632		
<b>Florida</b>	<b>53,580</b>	<b>3,539,272</b>	<b>1.5%</b>	<b>243.8</b>

Gender	Deaths	Cases	Case fatality rate	Mortality per 100,000 population
Female	23,512	1,845,993	1.3%	209.3
Male	30,064	1,631,083	1.8%	279.9
Unknown	4	62,196	0.0%	
<b>Florida</b>	<b>53,580</b>	<b>3,539,272</b>	<b>1.5%</b>	<b>243.8</b>

Race	Deaths	Cases	Case fatality rate	Mortality per 100,000 population
White	38,798	2,037,078	1.9%	228.6
Black	8,926	508,202	1.8%	239.6
Other	4,371	529,998	0.8%	342.9
Unknown	1,485	463,994	0.3%	
<b>Florida</b>	<b>53,580</b>	<b>3,539,272</b>	<b>1.5%</b>	<b>243.8</b>

Ethnicity	Deaths	Cases	Case fatality rate	Mortality per 100,000 population
Non-Hispanic	38,559	1,874,360	2.1%	239.4
Hispanic	11,623	1,074,122	1.1%	198.0
Unknown	3,398	590,790	0.6%	
<b>Florida</b>	<b>53,580</b>	<b>3,539,272</b>	<b>1.5%</b>	<b>243.8</b>

# COVID-19 Weekly Situation Report: Data Notes

Previous week (September 17, 2021 - September 23, 2021)



## General notes

**All data are provisional and subject to change.** All data exclude persons known to reside outside Florida.

**Population data** are based on the 2021 population estimates from Florida CHARTS:  
[www.FLHealthCHARTS.com/FLQUERY\\_New/Population/Count](http://www.FLHealthCHARTS.com/FLQUERY_New/Population/Count).

**Previous week** runs from Friday through Thursday. Weekly reports are published on Fridays.

## Case notes

**Case and death counts** include individuals who meet a standardized national surveillance case definition. For more information on Florida's surveillance case definitions, visit [www.floridahealth.gov/diseases-and-conditions/disease-reporting-and-management/disease-reporting-and-surveillance/\\_documents/covid-19-case-definition.pdf](http://www.floridahealth.gov/diseases-and-conditions/disease-reporting-and-management/disease-reporting-and-surveillance/_documents/covid-19-case-definition.pdf).

**Other race** includes Asian, native Hawaiian/Pacific Islander, or other.

## New case positivity

New case positivity, based on the number of people for whom the department received PCR or antigen laboratory results, is the number of people who test positive for the first time divided by all the people tested that week, excluding people who have previously tested positive.

## Vaccination notes

Data in this summary pertain to COVID-19 vaccines approved by the U.S. Food and Drug Administration and have been issued an Emergency Use Authorization (Janssen COVID-19 Vaccine, Moderna COVID-19 Vaccine and Pfizer-BioNTech COVID-19 Vaccine). These data summarize the number of people who have received either their first dose or have completed the series for a COVID-19 vaccine. A person can only be counted in one category, first dose, series complete or additional dose. For persons receiving Moderna or Pfizer vaccines, once they receive their second dose, they are moved from the first dose column to the series completed column. Once a person receives their additional dose, they are moved from the series completed column to the additional dose column. Because of this, the total in each category may show a change from report to report not matching the totals from the previous week. Persons receiving Johnson & Johnson vaccines will always be counted in the series completed column.

**First dose:** current number of people who have only received their first dose of the Moderna or Pfizer vaccine.

**Series complete:** current number of people who have received both Moderna or Pfizer vaccine doses or one Johnson & Johnson dose and are considered fully immunized.

**Additional dose:** current number of people who have received an additional dose of Pfizer-BioNTech COVID-19 vaccine or Moderna COVID-19 vaccine. This dose is recommended for persons with moderately or severely compromised immune systems.

Community & Economic Development Department

Bi-Monthly Report

October 6, 2021

Planning & Zoning Services				
PROJECT NAME: Parkview Apartments				
Application Type	Applicant	Location	Request	Status
Major Site Plan Approval	Atway and Sehayik	06-40-39-001-005-00080-2 Corner of 153rd Street and E. Thelma Waters Ave	A proposed two-story 36 unit multifamily live/work apartment building located on 1.08 acres on the corner of SW Adams and SW 153 <sup>rd</sup> .	DRC meeting was held on January 22, 2021. Re-submittal was received on May 26, 2021.
PROJECT NAME: Terra Lago (FKA Indiantown DRI)				
Application Type	Applicant	Location	Request	Status
Major Site Plan Approval PUD Agreement Amendment	Warfield Investments, LLC	31-39-39-000-000-00019-0 32-39-39-000-000-00020-5 06-40-39-000-000-00010-9 06-40-39-003-002-00260-9 North of Indianwood Golf Course, extending East to SW Indian Mound Drive	Master site plan approval for approximately 805 acre DRI/PUD (2,488 residential units; 100,000 square feet of commercial space); and, Major site plan approval for Phase 1a (228 single family units; 174 townhomes) of the PUD.	Staff received resubmittal on October 1, 2021
PROJECT NAME: River Oak				
Application Type	Applicant	Location	Request	Status
Major Site Plan Development	Ecoventures Capital Fund, LLC	08-40-39-000-000-00190-7; part of 07-40-39-000-000-00011-0 South of Warfield Blvd., between Famel Blvd. and Fernwood Forest Rd.	Major Site Plan development approval for a residential rental community consisting of 153 (3 & 4 bedroom) single-family homes.	A pre- application meeting has been held. The major site plan application was received and found to be incomplete. A initial resubmittal was received on 8/31/2021 and subsequent items have been submitted. The application was determined incomplete and staff has provided a list of missing items to applicant.
PROJECT NAME: Seminole Junction				
Application Type	Applicant	Location	Request	Status
Minor Site Plan Approval	Gino Francovilla	17000 SW Railroad Avenue South of Railroad Ave., between 169 Dr. and 170 Ave.	Minor Site Plan Approval for a mixed-use development consisting of multifamily.	The site plan application was submitted on August 18, 2021. A DRC meeting was held on 9/9/21. Applicant is preparing a resubmittal based on DRC comments.
PROJECT NAME: Warfield Rezoning				
Application Type	Applicant	Location	Request	Status
Rezoning Request	Warfield Investments, LLC	06-40-39-000-000-00020-70	Applicant is requesting to rezone the 6.58 acre parcel from Downtown Zoning District to Village Mixed-Use Zoning District.	Applicant submitted a complete rezoning application. DRC meeting was held on 9/9/21. Request will be presented at the October 7, 2021 PZAB meeting.
PROJECT NAME: Tractor Supply Co.				
Application Type	Applicant	Location	Request	Status
Site Plan Modification – Minor Request	Hix Snedecker Companies	06-40-39-000-000-00030-5 NW corner of SW Warfield Blvd and Indianwood Drive	Applicant is requesting to rezone the 6.58 acre parcel from Downtown Zoning District to Village Mixed-Use Zoning District.	A Site Plan Modification – Minor Request application was submitted on 9/13/21.

PLANNING & ZONING HIGHLIGHTS
The next PZAB Meeting is scheduled for October 7, 2021 at 6:00 pm. Cases that were heard include CU-21-003, RZ-21-016, LDR-21-8121, ROW-21-085, and LDR-21-8122. Agenda item details may be viewed at <a href="https://indiantown.novusagenda.com/AgendaPublic/">https://indiantown.novusagenda.com/AgendaPublic/</a> . Additional Applications: Lake Michigan Marine Facility requesting an Extension Request for Development Order.

Business Services					
BUSINESS APPLICATIONS, CONSULTATIONS, AND OUTREACH					
Certificate of Use Applications	Zoning Verification App.		Community/Joint/Business Development Board Meetings		Special Events
1	0		3		0
Consultations In Person	Building Services	Business Services	Over the Phone	Planning & Zoning	Over the Phone
	35	9	13	10	20
BUSINESS SERVICES HIGHLIGHTS					
The Village continues to review business applications for zoning compliance and Certificate of Use.					
The Village will be sending notices to all Indiantown Businesses regarding Certificate of Use requirements.					
ECONOMIC DEVELOPMENT HIGHLIGHTS					
Loramise Charles-Chery, Development Specialist, began working for the Village on September 13.					
Staff will work with the Retail Coach to revisit interested retail establishments to announce the news of a (proposed) new high school that will be built in Indiantown. A new high school signals growth, which will help the Village attain population numbers that larger retailers seek (see retail profiles below.)					

	Retail Profiles			
	Name	Desired Trade Area Population	Average Daily Traffic Volume	Typically follows/ pairs with
	Aldi	35,000	20,000	Walgreens
	Scooter's Coffee	5,000	25,000	QSRs, Chipotle
	Wawa	10,000	30,000-50,000	
	Taco Bell	15,000	20,000	KFC, Sonic
	Sonic	30,000	25,000	first mover, High Schools
	Freddy's Steakburgers	40,000	20,000	

Code Compliance Services						
CODE COMPLIANCE CASES						
Total Code Cases	Total Nuisance Abatement Cases	New Cases Opened - Current Reporting Period	Field Consultations	Cases Initiated by Complaint	Cases Initiated Through Inspector Observation	Courtesy Notices Issued
197	12	45	17	10	35	28
SPECIAL MAGISTRATE SUMMARY - September 21, 2021						
Total Cases Scheduled for Magistrate	Total Cases Heard by Magistrate	Total Cases Requesting Continuance	Compliance Level (Cases Resolved Prior to Magistrate)	Other Actions	Next Meeting Date and Projected Number of Cases	
14	6	2	8	4 - Final Orders	October 19, 2021 (16 Cases)	

TOP FIVE (5) VIOLATIONS											
Displaying Addresses		Illegal Snipe Signs		Properrty Maintenance		Overgrown Properties		Building Permits			
35		15		16		12		10			
SUMMARY OF VILLAGE IMPOSED LIENS											
Case	Address	Owner	Status	Final Order Date	Imposition Date	Violations	Daily Fine Amount	Fines Started	Total Days	Admin.	Current Fines Due-to-date
19-006	14636 SW 170th Avenue	Claudius Taylor Jr	Active	3/10/2020	8/18/2020	3	\$300.00	5/11/2020	449	\$75.00	\$153,900.00
19-007	14637 SW 170th Avenue	Claudius Taylor Jr	Active	3/10/2020	8/18/2020	3	\$300.00	5/11/2020	449	\$75.00	\$153,900.00



19-008	14636 SW 169th Drive	Claudius Taylor Jr	Active	3/10/2020	8/18/2020	3	\$300.00	5/11/2020	449	\$75.00	\$153,900.00
19-009	14626 SW 169th Drive	Carletta L Woody	Active	3/10/2020	8/18/2020	3	\$300.00	5/11/2020	449	\$75.00	\$153,900.00
20-013	14896 SW Indian Mound Drive	Lucas Rivera	Complied	3/10/2020	8/18/2020	2	\$200.00	4/11/2020	431	\$200.00	\$104,400.00
20-077	14864 SW Seminole Drive	Andres Fierros	Active	12/15/2020	5/18/2021	3	\$300.00	1/16/2021	263	\$300.00	\$78,900.00
20-078	14698 SW Magnolia Street	Susie M Gray Hannah M Gray	Complied	12/15/2020	5/18/2021	3	\$300.00	2/17/2021	146	\$150.00	\$43,800.00
TOTAL:										\$842,700.00	

**CODE COMPLIANCE HIGHLIGHTS**

Throughout the case preparation process the Code Compliance Division imposes an administrative fee of \$150.00 on every case presented before the Special Magistrate. The Code Compliance Division has currently recorded \$5,675.00 in outstanding administrative fees owed to the Village of Indiantown.

On September 27, 2021, the Code Compliance Department conducted a field consultation at Nieto's Auto Repair Shop along Warfield Boulevard. We managed to speak with the business owner identified as Mr. Mark, and we conducted a walk-through of the property highlighting some of the property maintenance violations observed on scene.

On September 29, 2021, the Code Compliance Department attempted to meet with the new manager at the local Dollar General along Warfield Boulevard. Unfortunately, we were unable to make contact with a manager during our visit; but we left a business card with the cashier requesting a call back for a field consultation.

Our Code Compliance Department continues to work on a Code Compliance Assistance Program with common code violations. Our Village staff has been in contact with several entities such as Pastor Jared Stewart with Christ Fellowship Church.

In the interest and safety of Indiantown residents, the Code Compliance team will continue to inform the public of potential hazards throughout the hurricane season that could result from excessive/ loose outdoor storage of miscellaneous materials and objects. Residents will be provided with an informational hand-out summarizing hurricane safety measures.

### Building Services

#### BUILDING PERMITS

Permits Applications Received 23	Certificate of Occupancy (CO) Issued for Residential 0	Certificate of Occupancy (CO) Issued for Non-Residential 0	Building Permit Application Trends September: 202120202019		
Permits Issued 17	Inspections Completed 52		23	17	14

SEPTEMBER 2021 PERMITS

COMPARATIVE OF APPLICATIONS SUBMITTED SEPT.: 2019-2021

**BUILDING SERVICES HIGHLIGHTS**

Building department is also reviewing and updating permit checklists pursuant to new Florida Statutes. Current Standard Operating Procedures for the Building Services Division are also being updated. The Building Services Division will be undergoing training on new operating procedures.

### 2021 BUILDING PERMIT REPORT

Prepared by: Permit Technician.  
Date: September 2021

PERMIT NUMBER	FEE	CONSTRUCTION VALUE	ADDRESS	PARCEL NUMBER ID	DESCRIPTION	TYPE OF PERMIT	APPLIED	APPROVED	DATE OF LAST INSPECTION	COMPLETED DATE
<a href="#">212-2021</a>	\$277.90	\$1,200.00	16032 SW Indianwood Cir	31-39-39-001-006-00280-0	Remove & replace roof with new metal roof	B	9/1/2021	9/2/2021	9/9/2021	9/9/2021
<a href="#">213-2021</a>	\$139.59		14524 SW Rake Dr		A/C Replacement	M				
<a href="#">214-2021</a>	\$143.95	\$600.00	15955 SW Osceola St	5-40-39-005-027-00030-5	Replace Damaged Weatherhead	E	9/7/2021	9/7/2021	9/7/2021	9/7/2021
<a href="#">215-2021</a>	\$308.77		15279 SW Fox St	05-40-39-003-009-00300-8	Driveway Extension	B	9/9/2021			
<a href="#">216-2021</a>			15650 SW Fernwood Forest Rd.	08-0-39-000-000-00170-1	R.O.W. Replace damaged culverts	O	9/9/2021			
<a href="#">217-2021</a>		\$45,000.00	14951 SW American St	32-39-39-001-000-00070-3	New Swimming Pool Construction	B	9/9/2021			
<a href="#">218-2021</a>	\$143.95	\$500.00	SW MLK Dr and SW Lincoln St	01-40-38-002-019-00081-0	Tent	T	9/13/2021	9/14/2021		
<a href="#">219-2021</a>	\$164.82	\$610.50	14798 SW 173rd Ave	01-40-38-002-001-00230-0	Fence	B	9/15/2021			
<a href="#">220-2021</a>		\$5,538.00	15438 SW Warfield Blvd - McDonald's	05-40-39-000-000-00122-6	Sealcoat/Restripe	-	9/15/2021	N/A		
<a href="#">221-2021</a>	\$139.59	\$2,000.00	16255 SW Three Wood Way	31-39-39-001-012-00250-0	Replace damaged electrical service panel pedestal	E	9/16/2021	9/16/2021		
<a href="#">222-2021</a>	\$139.59	\$0.00	14955 SW Seminole Dr	05-40-39-002-007-00260-1	Tent 20ft x 45ft	T	9/16/2021	9/21/2021	9/21/2021	9/21/2021
<a href="#">223-2021</a>	\$416.85	\$2,450.00	15775 SW Osceola St	05-40-39-005-030-00070-0	Replace Roof with Metal Roof	B	9/17/2021	9/21/2021	9/30/2021	
<a href="#">224-2021</a>	\$139.59	\$2,300.00	16364 SW Four Wood Way	31-39-39-001-017-00010-0	A/C Change out	M	9/21/2021	9/21/2021		
<a href="#">225-2021</a>	\$277.90	\$36,150.00	23900 SW Arrowroot Rd.	18-39-38-001-000-04250-0	Roof Replacement to Metal Roof	B	9/21/2021	9/23/2021		
<a href="#">226-2021</a>	\$277.90	\$62,040.00	15838 SW 150th St.	06-40-39-003-002-00200-2	Installation of (40) roof mounted solar panels. PV System	E	9/22/2021	9/23/2021		
<a href="#">227-2021</a>	\$164.84	\$10,500.00	15871 SW 153rd St.	05-40-39-005-025-00010-3	Install 6ft Fence	B	9/23/2021	9/30/2021		
<a href="#">228-2021</a>		\$52,000.00	16241 SW Maple Ave	08-40-39-001-000-00020-2	Pool Installation	B	9/24/2021	9/30/2021		
<a href="#">228-2021E</a>	-	-	16241 SW Maple Ave	08-40-39-001-000-00020-2	Sub-Permit for Electric to Pool	E	9/24/2021	9/30/2021		
<a href="#">228-2021P</a>	-	-	16241 SW Maple Ave	08-40-39-001-000-00020-2	Sub-Permit for Plumbing to Pool	P	9/24/2021	9/30/2021		
<a href="#">229-2021</a>		\$34,000.00	15206 SW Tiger Tail Ct.	05-40-39-001-001-00010-8	Installation of (34) roof mounted solar panels on existing roof.	B	9/24/2021	9/28/2021		
<a href="#">230-2021</a>	\$164.84	\$500.00	14719 SW Martin Luther King Jr Dr.	01-40-38-002-006-00010-7	20x30 Tent for Revival	T	9/27/2021	9/30/2021		
<a href="#">231-2021</a>	\$277.90	\$34,485.00	14869 SW 173rd Dr.	01-40-38-009-000-00240-0	Installation of (22) roof mounted solar panels. PV system	E	9/28/2021	9/28/2021		
<a href="#">232-2021</a>	\$277.90	\$40,425.00	14798 SW 173rd Ave	01-40-38-002-001-00230-0	Installation of (25) roof mounted solar panels. PV system	E	9/28/2021	9/28/2021		
Grand Total	\$3,455.88	\$330,298.50								

SEPTEMBER 2021 PERMITS

Building Permit (B) Total	9
Mechanical Permit (M) Total	2
Plumbing Permit (P) Total	1
Electrical Permit ( E ) Total	6
Tent Permit ( T ) Total	3
Fire Permit ( F ) Total	0
Other Permit ( O ) Total	1
Grand Total of Permits	22

Village Building Permit Fee	\$3,455.88
Right of Way Use Permit - Surety Bond	
Grand Total	\$3,455.88

Construction Value	\$330,298.50
Grand Total	\$330,298.50

Type of Structure	Valuation of Construction	Qty.
Single-Family Dwelling	\$1,200.00	0
Multi-Family Dwelling		0
New Commercial Building		0
Grand Total		0

# Department of Health

## **COVID-19 Update Martin County**



October 8, 2021

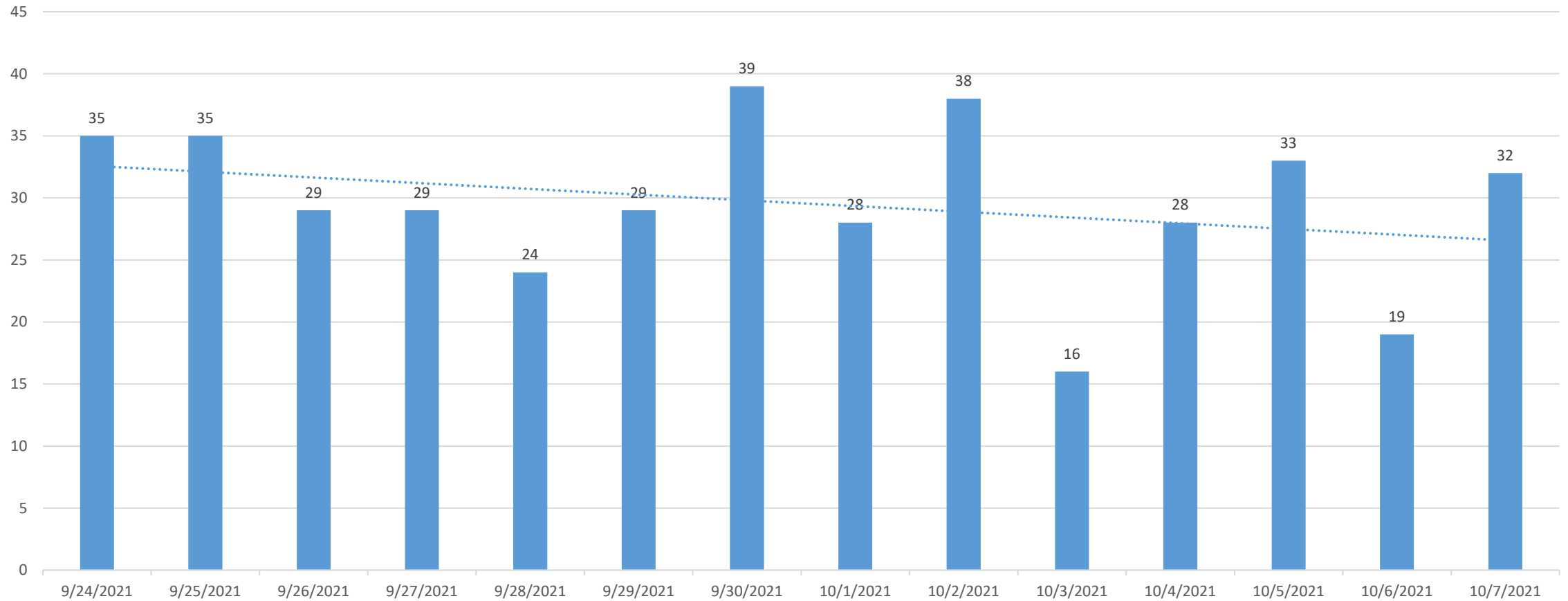


# Martin County Update

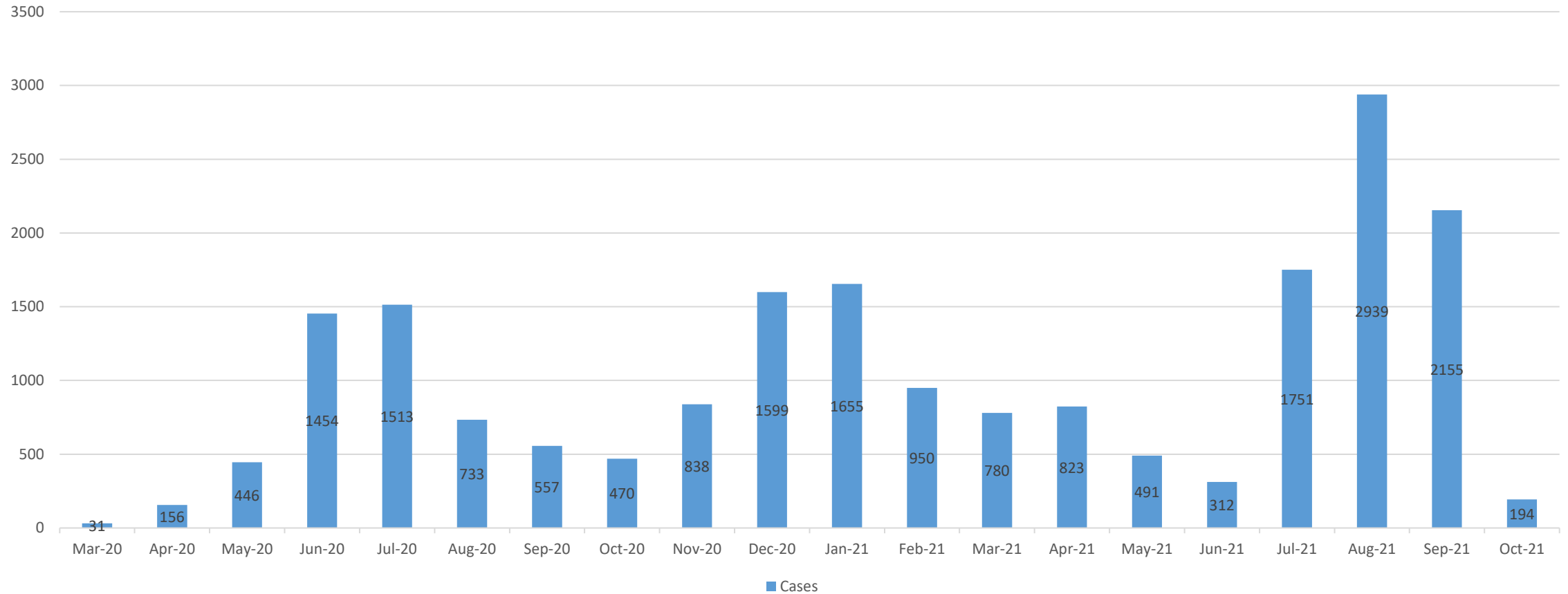
Martin - FL residents only	1-Oct	2-Oct	3-Oct	4-Oct	5-Oct	6-Oct	7-Oct	7-day average
New cases by day	28	38	16	28	33	19	32	28
Positivity Rate	6%	9%	7%	9%	8%	3%	5%	7%

Total cases 2020-2021	19,847
Total cases for July 2021	1,751
Total cases for August 2021	2,939
Total cases for September 2021	2,155
Total cases for October 2021	194

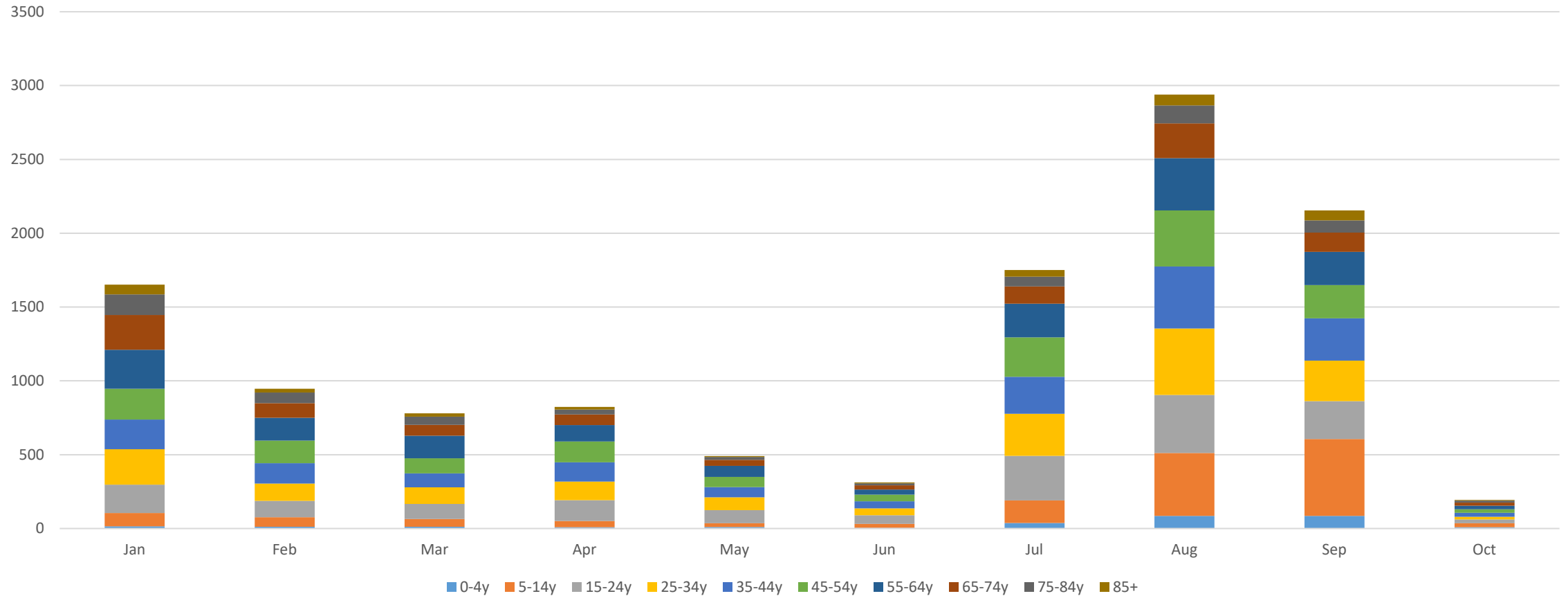
# Martin Cases, Previous 14 Days



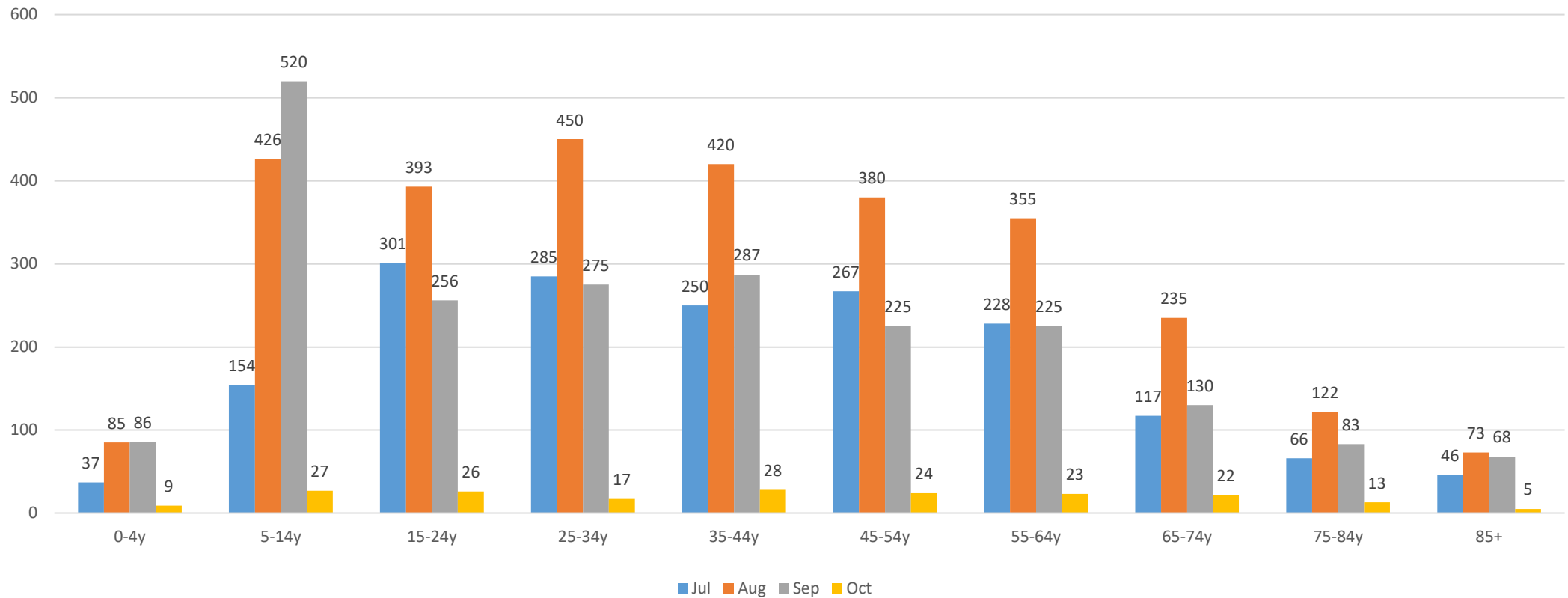
# Martin Cases by Month, 2021



# Martin Monthly Cases by Age Group, 2021

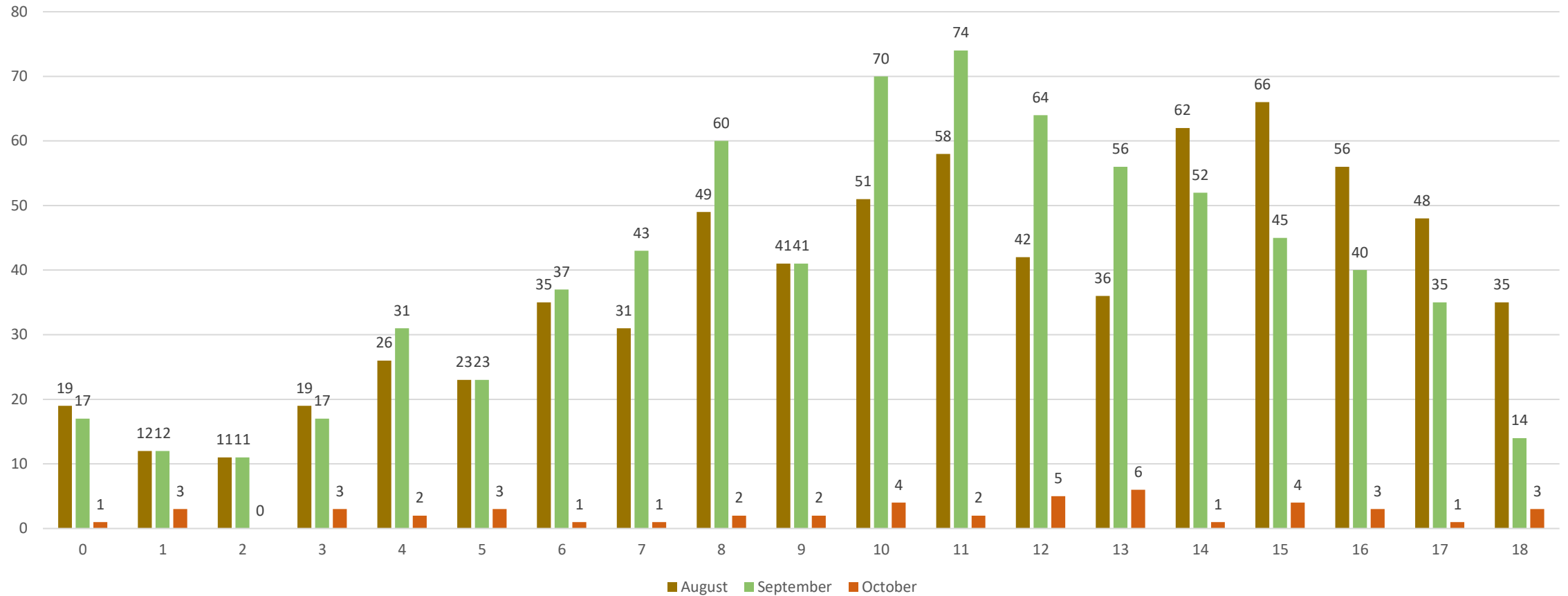


# Martin Monthly Cases by Age Group, Jul-Oct 2021

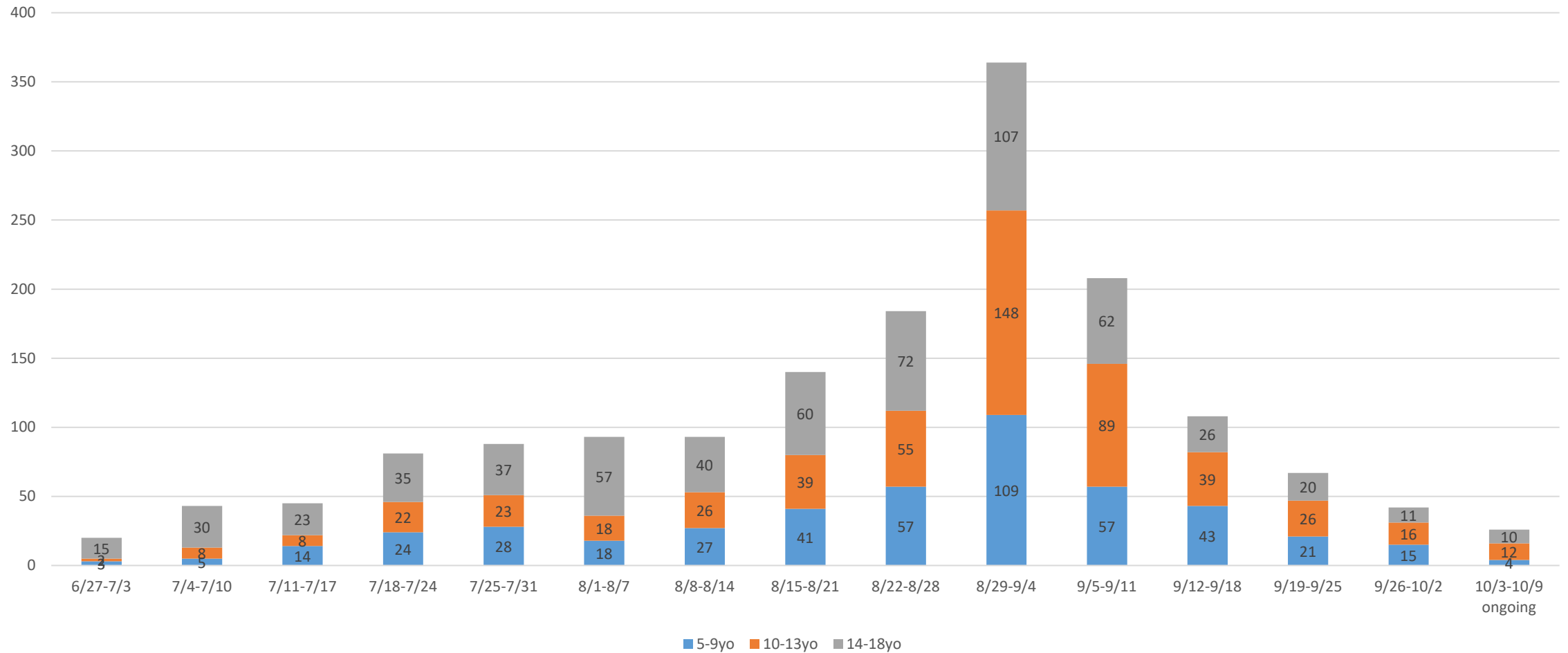




# Martin Cases by Age 0-18yo, Aug-Oct 2021

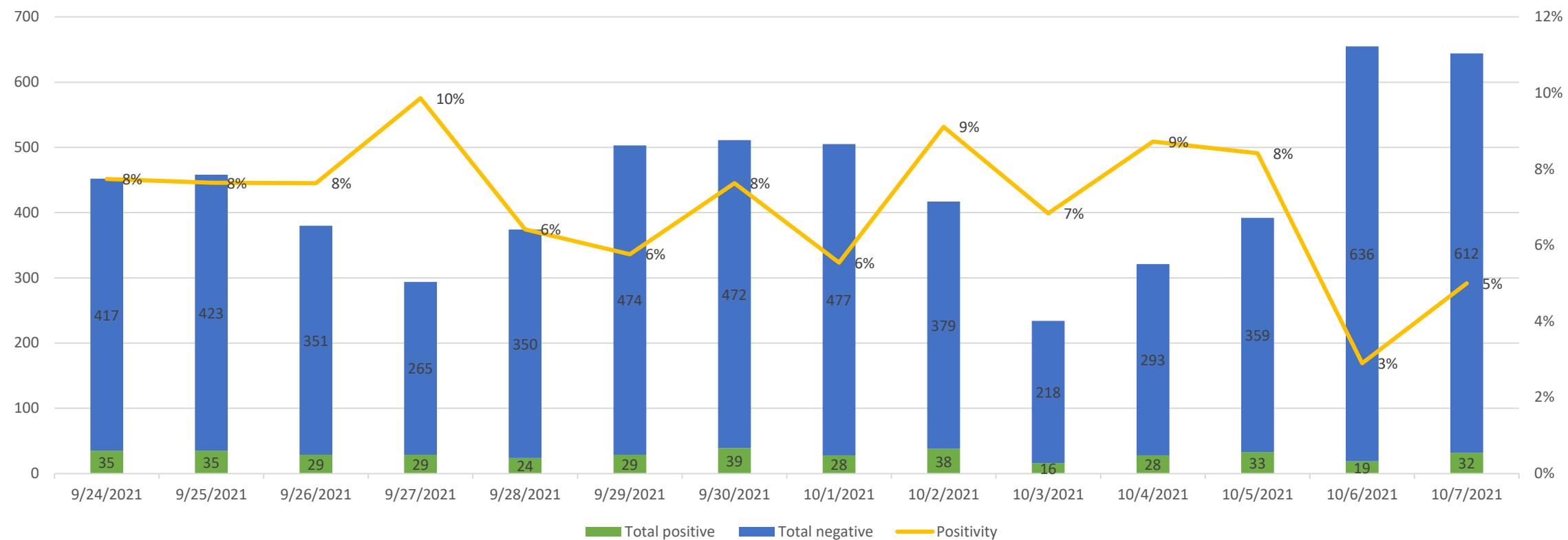


# Martin Weekly Cases by Age Groups 5-18



# Positivity Rate, Previous 14 Days

Lab results and Positivity, Martin County, Previous 14 Days



# Vaccination Rates to Date, Martin County

Age group	2021 population	First dose	Percent with first dose	Series completed	Percent with complete series	Total vaccinated	Percent vaccinated
<1	1,336	0	0%	0	0%	0	0%
1-4	5,345	0	0%	0	0%	0	0%
5-9	7,074	0	0%	0	0%	0	0%
10-11	3,094	0	0%	0	0%	0	0%
12-14	4,641	292	6%	1,658	36%	1,950	42%
15-19	7,595	475	6%	3,276	43%	3,751	49%
20-24	6,989	574	8%	2,837	41%	3,411	49%
25-29	7,685	522	7%	2,453	32%	2,975	39%
30-34	7,599	603	8%	3,061	40%	3,664	48%
35-39	7,638	603	8%	3,703	48%	4,306	56%
40-44	7,434	570	8%	3,989	54%	4,559	61%
45-49	8,958	555	6%	4,516	50%	5,071	57%
50-54	10,239	754	7%	5,974	58%	6,728	66%
55-59	12,568	946	8%	8,003	64%	8,949	71%
60-64	13,285	1,124	8%	9,675	73%	10,799	81%
65-69	12,434	806	6%	10,615	85%	11,421	92%
70-74	12,561	697	6%	10,466	83%	11,163	89%
75-79	10,738	611	6%	8,409	78%	9,020	84%
80-84	7,299	433	6%	5,516	76%	5,949	82%
85+	8,298	599	7%	5,073	61%	5,672	68%

# Where to get Vaccinated

## **Where to Get Vaccinated:**

Health Department, Local Pharmacies & Private Healthcare Providers

## **DOH-Martin:**

Monday and Thursday, by appt.  
772-221-4000, option 3

## **To find a provider near you:**

[www.Vaccines.gov](http://www.Vaccines.gov)





Senior Resource  
ASSOCIATION

Promoting Independence in our Community

**Indiantown Shuttle Progress Report**

**Service Period: October 1<sup>st</sup>-December 31<sup>st</sup>, 2020**

Oct-20	Ambulatory	Wheelchair	Weekly Total		Nov-20	Ambulatory	Wheelchair	Weekly Total		Dec-20	Ambulatory	Wheelchair	Weekly Total	
10/3/2020	14	12	26		11/7/2020	13	10	23		12/5/2020	18	12	30	
10/10/2020	17	15	32		11/14/2020	16	14	30		12/12/2020	15	10	25	
10/17/2020	15	14	29		11/21/2020	15	12	27		12/19/2020	19	14	33	
10/24/2020	14	12	26		11/28/2020	17	13	30		12/26/2020	13	13	26	
10/31/2020	13	10	23											
<b>Grand Totals</b>	<b>73</b>	<b>63</b>	<b>136</b>			<b>61</b>	<b>49</b>	<b>110</b>			<b>65</b>	<b>49</b>	<b>114</b>	

SRA INDIANTOWN BUS ROUTE PROGRESS REPORT				
Apr-20	Amb	WC	Total	Notes
4/4/2020	13	3	16	
4/11/2020	11	2	13	
4/18/2020	10	0	10	
4/25/2020	12	1	13	
May-20	Amb	WC	Total	Notes
5/2/2020	13	2	15	
5/9/2020	11	0	11	
5/16/2020	11	2	13	
5/30/2020	11	4	15	
Jun-20	Amb	WC	Total	Notes
6/6/2020	16	4	20	
6/13/2020	14	4	18	
6/20/2020	14	6	20	
6/27/2020	15	0	15	
Jul-20	Amb	WC	Total	Notes
7/4/2020	15	2	17	
7/11/2020	16	4	20	
7/18/2020	16	2	18	
7/25/2020	10	4	14	
Aug-20	Amb	WC	Total	Notes
8/1/2020	0	0	0	No service provided this day because of Hurricane Isaias
8/8/2020	17	5	22	
8/15/2020	17	5	22	
8/22/2020	13	5	18	
8/29/2020	16	8	24	

Sep-20	Amb	WC	Total	Notes
9/5/2020	18	4	22	
9/12/2020	17	4	21	
9/19/2020	15	6	21	
9/26/2020	19	4	23	



## Village of Indiantown Grant and Contract Tracking List

	Funder and Name of Grant	Purpose of Grant	Grant/Contract	Amount of Grant	Status	Comments
1	DEO - CDBG-2019	Uptown- Seminole	Grant	\$700,000	Open	10/6/21 - On 10/14 council meeting for approval for the selected RFP (administrative Services) and RFQ (engineering services).
2	DEO - CDBG-CV	Pedestrian Master Plan	Grant	\$342,390	Open	10/6/21 - Working with Fred Fox, Inc. to submit grant applicationn by Nov. 1.
3	DEO CDBG-MIT	Civic Center	Grant	\$350,000	Open	10/6/21 - Spoke w/ DEO. Working on new budget to submit
4	Enterprise Florida - Site Preparedness Program	Reimbursement for construction of Village Hall	Grant	\$25,000	Closed	9/9/21 - payment received and posted. Closed
5	FDOT - HB 5001/SB2500 Appropriation Grant	Improvement for Booker Park along MLK Blvd and surrounding	Grant	\$2,000,000	Open	10/6/21 - On 10/14 council meeting for approval of selected vendor.
6	DEO - CPTA- Stormwater Master Plan	Stormwater Master Plan-2	Grant	\$50,000	Closed	9/9/21 - reimbursement received and posted. Closed
7	FDOT Public Transit Service Development	Saturday Bus Transportation	Grant	\$100,000	Open	9/14/21 - Finance sent copies of canceled payment checks to Bill for backup docs for reimbursement.
8	Enterprise Florida - CPTA- Consulting Services	Reimbursement for consultant fee for Strategic Planning	Grant	\$3,762	Closed	9/9/21 - payment received and posted. Closed
9	DEO CPTA-Mobility Plan	Reimbursement for Mobility Plan and Mobility Fee Project	Grant	\$50,000	Open	10/6/21 - working with DEO to finalize SOW
10	T-Mobile Hometown Grant-playground resurfacing	Resurface the playground for 3 parks (Booker, Big Mound and Post)	Grant	\$50,000	Applied	Working with Albie to write a proposal to resurface the playground for 3 parks (Booker, Big Mound, and Post).
11	DEO - Competitive Partnership Grant #P0333	Economic Development Strategy/ Growth management implementation	Grant	\$25,000	Closed	This grant was from 7/1/18 to 6/30/19
12	DEO - Rural Infrastructure Extension Project	Citrus Blvd Corridor extension of water and sewer near Martin County Fairgrounds	Grant	\$150,000	Not Awarded	This grant was not awarded by the DEO. Need more solid job estimates from people along the corridor.

**Footnote:**

DEO - Department of Economic Opportunity  
 FDEM - Florida Department of Emergency Management  
 FDOT - Florida Department of Transportation  
 1- Loan - not included in total

**Applied:** Applied or applying  
**Open:** Awarded  
**Closed:** Awarded and completed  
**Not Awarded**

Prepared By: Tracy Bryant  
 Date:10/7/2021



## Village of Indiantown Grant and Contract Tracking List

13	<b>FDEM</b> - Florida Recreation Development Assistance Program	Enhancement to Booker and Big Mound Park	Grant	\$200,000	Not Awarded	10/6/21 - Did not receive grant
14	<b>DEO</b> - Uptown Area Road and Stormwater Improvements	Focus on improving stormwater management in the Uptown area	Grant	\$13,564,623	Applied	10/6/21 - Grant application submitted to DEO
15	<b>DEO</b> - Wastewater Collections Improvements	Various projects	Grant	\$9,865,039	Applied	10/6/21 - Grant application submitted to DEO.
16	<b>American Rescue Act</b>	Various projects	Grant	\$3,000,000	Open	10/6/21 - Received half of the funds. The remaining funds will be released in a year.
17	Captec Engineering <sup>1</sup>	Water Utility Master Plan	Loan	\$145,000	Open	Captec Engineering to provide professional engineering services for the Water Utility Master Plan
18	Kimley-Horn and Associates <sup>1</sup>	Water Treatment Plan	Loan	\$93,577	Open	Kimley-Horn to provide professional Water Treatment Plan
19	Holtz Consulting Engineers <sup>1</sup>	Wastewater Treatment Facility	Loan	\$83,975	Open	Holtz Consulting to work on a preliminary design evaluation for wastewater treatment facility
20	Captec Engineering <sup>1</sup>	Wastewater Utility Master Plan	Loan	\$160,700	Open	6/25/21 - New proposal not yet approved by Council. Captec Engineering to provide professional engineering services for the Water Utility Master Plan
21	Kimley-Horn and Associates <sup>1</sup>	Railroad Avenue Water Main	Loan	\$171,400	Applied	6/25/21 - New proposal not yet approved by Council. Engineering for replacement of water main along Railroad
22	Kimley-Horn and Associates <sup>1</sup>	SW 151st Street Water Main	Loan	\$59,800	Applied	6/25/21 - New proposal not yet approved by Council. Engineering for replacement of water main along SW 151st Street

### Grants Total:

**Applied: \$30,475,814**

**Awarded: \$6,303,762**

### Footnote:

DEO - Department of Economic Opportunity

FDEM - Florida Department of Emergency Management

FDOT - Florida Department of Transportation

1- Loan - not included in total

**Applied:** Applied or applying

**Open:** Awarded

**Closed:** Awarded and completed

**Not Awarded**

Prepared By: Tracy Bryant

Date: 10/7/2021